

INDEPENDENT AUDITOR'S REPORT

To the Members of Saveera Institute of Medical Sciences Private Limited

Report on the Audit of the Financial Statements**Opinion**

We have audited the financial statements of Saveera Institute of Medical Sciences Private Limited ("the Company"), which comprise the Balance sheet as at March 31, 2025, the Statement of Profit and Loss, including the statement of Other Comprehensive Income, the Cash Flow Statement and the Statement of Changes in Equity for the year then ended, and notes to the financial statements, including a summary of material accounting policies and other explanatory information.

In our opinion and to the best of our information and according to the explanations given to us, the aforesaid financial statements give the information required by the Companies Act, 2013, as amended ("the Act") in the manner so required and give a true and fair view in conformity with the accounting principles generally accepted in India, of the state of affairs of the Company as at March 31, 2025, its profit including other comprehensive income, its cash flows and the changes in equity for the year ended on that date.

Basis for Opinion

We conducted our audit of the financial statements in accordance with the Standards on Auditing (SAs), as specified under section 143(10) of the Act. Our responsibilities under those Standards are further described in the 'Auditor's Responsibilities for the Audit of the Financial Statements' section of our report. We are independent of the Company in accordance with the 'Code of Ethics' issued by the Institute of Chartered Accountants of India together with the ethical requirements that are relevant to our audit of the financial statements under the provisions of the Act and the Rules thereunder, and we have fulfilled our other ethical responsibilities in accordance with these requirements and the Code of Ethics. We believe that the audit evidence we have obtained is sufficient and appropriate to provide a basis for our audit opinion on the financial statements.

Other Information

The Company's Board of Directors is responsible for the other information. The other information comprises the information included in the Director's report, but does not include the financial statements and our auditor's report thereon.

Our opinion on the financial statements does not cover the other information and we do not express any form of assurance conclusion thereon.

In connection with our audit of the financial statements, our responsibility is to read the other information and, in doing so, consider whether such other information is materially inconsistent with the financial statements or our knowledge obtained in the audit or otherwise appears to be materially misstated. If, based on the work we have performed, we conclude that there is a material misstatement of this other information, we are required to report that fact. We have nothing to report in this regard.



Responsibilities of the Management for the Financial Statements

The Company's Board of Directors is responsible for the matters stated in section 134(5) of the Act with respect to the preparation of these financial statements that give a true and fair view of the financial position, financial performance including other comprehensive income, cash flows and changes in equity of the Company in accordance with the accounting principles generally accepted in India, including the Indian Accounting Standards (Ind AS) specified under section 133 of the Act read with the Companies (Indian Accounting Standards) Rules, 2015, as amended. This responsibility also includes maintenance of adequate accounting records in accordance with the provisions of the Act for safeguarding of the assets of the Company and for preventing and detecting frauds and other irregularities; selection and application of appropriate accounting policies; making judgments and estimates that are reasonable and prudent; and the design, implementation and maintenance of adequate internal financial controls, that were operating effectively for ensuring the accuracy and completeness of the accounting records, relevant to the preparation and presentation of the financial statements that give a true and fair view and are free from material misstatement, whether due to fraud or error.

In preparing the financial statements, management is responsible for assessing the Company's ability to continue as a going concern, disclosing, as applicable, matters related to going concern and using the going concern basis of accounting unless management either intends to liquidate the Company or to cease operations, or has no realistic alternative but to do so.

Those charged with governance are also responsible for overseeing the Company's financial reporting process.

Auditor's Responsibilities for the Audit of the Financial Statements

Our objectives are to obtain reasonable assurance about whether the financial statements as a whole are free from material misstatement, whether due to fraud or error, and to issue an auditor's report that includes our opinion. Reasonable assurance is a high level of assurance, but is not a guarantee that an audit conducted in accordance with SAs will always detect a material misstatement when it exists. Misstatements can arise from fraud or error and are considered material if, individually or in the aggregate, they could reasonably be expected to influence the economic decisions of users taken on the basis of these financial statements.

As part of an audit in accordance with SAs, we exercise professional judgment and maintain professional skepticism throughout the audit. We also:

- Identify and assess the risks of material misstatement of the financial statements, whether due to fraud or error, design and perform audit procedures responsive to those risks, and obtain audit evidence that is sufficient and appropriate to provide a basis for our opinion. The risk of not detecting a material misstatement resulting from fraud is higher than for one resulting from error, as fraud may involve collusion, forgery, intentional omissions, misrepresentations, or the override of internal control.
- Obtain an understanding of internal control relevant to the audit in order to design audit procedures that are appropriate in the circumstances. Under section 143(3)(i) of the Act, we are also responsible for expressing our opinion on whether the Company has adequate internal financial controls with reference to financial statements in place and the operating effectiveness of such controls.
- Evaluate the appropriateness of accounting policies used and the reasonableness of accounting estimates and related disclosures made by management.



S.R. BATLIBOI & ASSOCIATES LLP

Chartered Accountants

- Conclude on the appropriateness of management's use of the going concern basis of accounting and, based on the audit evidence obtained, whether a material uncertainty exists related to events or conditions that may cast significant doubt on the Company's ability to continue as a going concern. If we conclude that a material uncertainty exists, we are required to draw attention in our auditor's report to the related disclosures in the financial statements or, if such disclosures are inadequate, to modify our opinion. Our conclusions are based on the audit evidence obtained up to the date of our auditor's report. However, future events or conditions may cause the Company to cease to continue as a going concern.
- Evaluate the overall presentation, structure and content of the financial statements, including the disclosures, and whether the financial statements represent the underlying transactions and events in a manner that achieves fair presentation.

We communicate with those charged with governance regarding, among other matters, the planned scope and timing of the audit and significant audit findings, including any significant deficiencies in internal control that we identify during our audit.

We also provide those charged with governance with a statement that we have complied with relevant ethical requirements regarding independence, and to communicate with them all relationships and other matters that may reasonably be thought to bear on our independence, and where applicable, related safeguards.

Report on Other Legal and Regulatory Requirements

1. As required by the Companies (Auditor's Report) Order, 2020 ("the Order"), issued by the Central Government of India in terms of sub-section (11) of section 143 of the Act, we give in the "Annexure 1" a statement on the matters specified in paragraphs 3 and 4 of the Order.
2. As required by Section 143(3) of the Act, we report to the extent applicable, that:
 - (a) We have sought and obtained all the information and explanations which to the best of our knowledge and belief were necessary for the purposes of our audit;
 - (b) In our opinion, proper books of account as required by law have been kept by the Company so far as it appears from our examination of those books except for the matters stated in the paragraph 2(i)(vi) below on reporting under Rule 11(g);
 - (c) The Balance Sheet, the Statement of Profit and Loss including the Statement of Other Comprehensive Income, the Cash Flow Statement and Statement of Changes in Equity dealt with by this Report are in agreement with the books of account ;
 - (d) In our opinion, the aforesaid financial statements comply with the Accounting Standards specified under Section 133 of the Act, read with Companies (Indian Accounting Standards) Rules, 2015, as amended;
 - (e) On the basis of the written representations received from the directors as on March 31, 2025 taken on record by the Board of Directors, none of the directors is disqualified as on March 31, 2025 from being appointed as a director in terms of Section 164 (2) of the Act;
 - (f) With respect to the adequacy of the internal financial controls with reference to these financial statements and the operating effectiveness of such controls, refer to our separate Report in "Annexure 2" to this report;



S.R. BATLIBOI & ASSOCIATES LLP

Chartered Accountants

- (g) In our opinion, the managerial remuneration for the year ended March 31, 2025 has been paid / provided by the Company to its directors in accordance with the provisions of section 197 read with Schedule V to the Act;
- (h) The modifications relating to the maintenance of accounts and other matters connected therewith are as stated in the paragraph 2(b) above on reporting under Section 143(3)(b) and paragraph 2(i)(vi) below on reporting under Rule 11(g);
- (i) With respect to the other matters to be included in the Auditor's Report in accordance with Rule 11 of the Companies (Audit and Auditors) Rules, 2014, as amended in our opinion and to the best of our information and according to the explanations given to us:
 - i. The Company has disclosed the impact of pending litigations on its financial position in its financial statements – Refer Note 2.22 to the financial statements
 - ii. The Company did not have any long-term contracts including derivative contracts for which there were any material foreseeable losses;
 - iii. There were no amounts which were required to be transferred to the Investor Education and Protection Fund by the Company;
 - iv.
 - a) The management has represented that, to the best of its knowledge and belief, no funds have been advanced or loaned or invested (either from borrowed funds or share premium or any other sources or kind of funds) by the Company to or in any other person(s) or entity(ies), including foreign entities ("Intermediaries"), with the understanding, whether recorded in writing or otherwise, that the Intermediary shall, whether, directly or indirectly lend or invest in other persons or entities identified in any manner whatsoever by or on behalf of the Company ("Ultimate Beneficiaries") or provide any guarantee, security or the like on behalf of the Ultimate Beneficiaries;
 - b) The management has represented that, to the best of its knowledge and belief, no funds have been received by the Company from any person(s) or entity(ies), including foreign entities ("Funding Parties"), with the understanding, whether recorded in writing or otherwise, that the Company shall, whether, directly or indirectly, lend or invest in other persons or entities identified in any manner whatsoever by or on behalf of the Funding Party ("Ultimate Beneficiaries") or provide any guarantee, security or the like on behalf of the Ultimate Beneficiaries; and
 - c) Based on such audit procedures performed that have been considered reasonable and appropriate in the circumstances, nothing has come to our notice that has caused us to believe that the representations under sub-clause (a) and (b) contain any material misstatement.
 - v. No dividend has been declared or paid during the year by the Company.



S.R. BATLIBOI & ASSOCIATES LLP

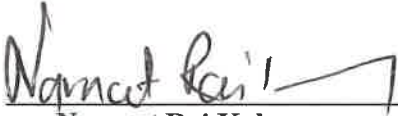
Chartered Accountants

- vi. Based on our examination which included test checks, the Company has used accounting software for maintaining its books of accounts which has a feature of recording audit trail (edit log) facility and the same has operated throughout the year for all relevant transactions recorded in the software, except in respect of one accounting software where audit trail feature is not enabled for direct changes to data when using certain access rights from April 01, 2024 to March 25, 2025, as described in note 2.38 to the financial statements. Further, during the course of our audit, we did not come across any instance of audit trail feature being tampered with in respect of the accounting software used where the audit trail has been enabled. Additionally, the audit trail of the prior year has been preserved by the Company as per the statutory requirements for record retention to the extent it was enabled and recorded in the respective year.

For **S.R. Batliboi & Associates LLP**

Chartered Accountants

ICAI Firm Registration Number: 101049W/E300004



per Navneet Rai Kabra

Partner

Membership Number: 102328

UDIN: **25102328BMOP28679**

Place of Signature: Hyderabad

Date: 09 May, 2025



S.R. BATLIBOI & ASSOCIATES LLP

Chartered Accountants

Annexure '1' referred to in paragraph under the heading "Report on other legal and regulatory requirements" of our report of even date

Re: Saveera Institute of Medical Sciences Private Limited ("the Company")

In terms of the information and explanations sought by us and given by the Company and the books of account and records examined by us in the normal course of audit and to the best of our knowledge and belief, we state that:

- (i) (a) A. The Company has maintained proper records showing full particulars, including quantitative details and situation of Property, plant and equipment.

B. The Company has maintained proper records showing full particulars of intangible assets.
- (b) All Property, Plant and Equipment have not been physically verified by the management during the year but there is a planned programme of verifying them once in three years which, in our opinion, is reasonable having regard to the size of the Company and the nature of its assets. No material discrepancies were noticed on such verification.
- (c) The title deeds of all immovable properties are held in the name of the Company.
- (d) The Company has not revalued its Property, plant and equipment or intangible assets during the year ended March 31, 2025.
- (e) There are no proceedings initiated or are pending against the Company for holding any benami property under the Prohibition of Benami Property Transactions Act, 1988 and rules made thereunder.
- (ii) (a) The management has conducted physical verification of inventory at reasonable intervals during the year. In our opinion, the coverage and the procedure of such verification by the management is appropriate. There were no discrepancies of 10% or more in aggregate for each class of inventory.
- (b) As disclosed in note 2.9 (b) to the financial statements, the Company has been sanctioned working capital limits in excess of Rs. five crores in aggregate from banks during the year on the basis of security of current assets of the Company. Based on the records examined by us in the normal course of audit of the financial statements, the quarterly returns/statements filed by the Company with such banks are in agreement with the books of accounts of the Company. The Company does not have sanctioned working capital limits in excess of Rs. five crores in aggregate from financial institutions during the year on the basis of security of current assets of the Company.
- (iii) (a) During the year the Company has not provided loans, advances in the nature of loans, stood guarantee or provided security to companies, firms, limited liability partnerships or any other parties. Accordingly, the requirement to report on clause 3(iii)(a) of the Order is not applicable to the Company.
- (b) During the year the Company has not made investments, provided guarantees, provided security and granted loans and advances in the nature of loans to companies, firms, limited liability partnerships or any other parties. Accordingly, the requirement to report on clause 3(iii)(b) of the Order is not applicable to the Company.



S.R. BATLIBOI & ASSOCIATES LLP

Chartered Accountants

- (d) The Company has not granted loans or advances in the nature of loans to companies, firms, limited liability partnerships or any other parties. Accordingly, the requirement to report on clause 3(iii)(d) of the Order is not applicable to the Company.
- (e) There were no loans or advance in the nature of loan granted to companies, firms, limited liability partnerships or any other parties. Accordingly, the requirement to report on clause 3(iii)(e) of the Order is not applicable to the Company.
- (f) The Company has not granted any loans or advances in the nature of loans, either repayable on demand or without specifying any terms or period of repayment to companies, firms, Limited Liability Partnerships or any other parties. Accordingly, the requirement to report on clause 3(iii)(f) of the Order is not applicable to the Company.
- (iv) There are no loans, investments, guarantees, and security in respect of which provisions of sections 185 and 186 of the Companies Act, 2013 are applicable and accordingly the requirement to report on clause 3(iv) of the Order is not applicable to the Company.
- (v) The Company has neither accepted any deposits from the public nor accepted any amounts which are deemed to be deposits within the meaning of sections 73 to 76 of the Companies Act and the rules made thereunder, to the extent applicable. Accordingly, the requirement to report on clause 3(v) of the Order is not applicable to the Company.
- (vi) We have broadly reviewed the books of account maintained by the Company pursuant to the rules made by the Central Government for the maintenance of cost records under section 148(1) of the Companies Act, 2013, related to medical and healthcare services, and are of the opinion that prima facie, the specified accounts and records have been made and maintained. We have not, however, made a detailed examination of the same.
- (vii) (a) The Company is regular in depositing with appropriate authorities undisputed statutory dues including goods and services tax, provident fund, employees' state insurance, income-tax, cess and other statutory dues applicable to it. According to the information and explanations given to us and based on audit procedures performed by us, no undisputed amounts payable in respect of these statutory dues were outstanding, at the year end, for a period of more than six months from the date they became payable.
- (b) There are no dues of goods and services tax, provident fund, employees' state insurance, income-tax, cess and other statutory dues which have not been deposited on account of any dispute.
- (viii) The Company has not surrendered or disclosed any transaction, previously unrecorded in the books of account, in the tax assessments under the Income Tax Act, 1961 as income during the year. Accordingly, the requirement to report on clause 3(viii) of the Order is not applicable to the Company.
- (ix) (a) The Company has not defaulted in repayment of loans or other borrowings or in the payment of interest thereon to any lender.
- (b) The Company has not been declared willful defaulter by any bank or financial institution or government or any government authority.
- (c) Term loans were applied for the purpose for which the loans were obtained.
- (d) On an overall examination of the financial statements of the Company, no funds raised on short-term basis have been used for long-term purposes by the Company.



S.R. BATLIBOI & ASSOCIATES LLP

Chartered Accountants

- (e) The Company does not have any subsidiary, associate or joint venture. Accordingly, the requirement to report on clause 3(ix)(e) of the Order is not applicable to the Company.
- (f) The Company does not have any subsidiary, associate or joint venture. Accordingly, the requirement to report on Clause 3(ix)(f) of the Order is not applicable to the Company.
- (x) (a) The Company has not raised any money during the year by way of initial public offer / further public offer (including debt instruments) hence, the requirement to report on clause 3(x)(a) of the Order is not applicable to the Company.
- (b) The Company has not made any preferential allotment or private placement of shares /fully or partially or optionally convertible debentures during the year under audit and hence, the requirement to report on clause 3(x)(b) of the Order is not applicable to the Company.
- (xi) (a) No material fraud by the Company or no material fraud on the Company has been noticed or reported during the year.
- (b) During the year, no report under sub-section (12) of section 143 of the Act has been filed by cost auditor/ secretarial auditor or by us in Form ADT – 4 as prescribed under Rule 13 of Companies (Audit and Auditors) Rules, 2014 with the Central Government.
- (c) As represented to us by the management, there are no whistle blower complaints received by the Company during the year.
- (xii) (a) The Company is not a nidhi Company as per the provisions of the Companies Act, 2013. Therefore, the requirement to report on clause 3(xii)(a) of the Order are not applicable to the Company.
- (b) The Company is not a nidhi Company as per the provisions of the Companies Act, 2013. Therefore, the requirement to report on clause 3(xii)(b) of the Order are not applicable to the Company.
- (c) The Company is not a nidhi Company as per the provisions of the Companies Act, 2013. Therefore, the requirement to report on clause 3(xii)(c) of the Order are not applicable to the Company.
- (xiii) Transactions with the related parties are in compliance with sections 177 and 188 of Companies Act, 2013 where applicable and the details have been disclosed in the notes to the financial statements, as required by the applicable accounting standards.
- (xiv) (a) The Company has implemented internal audit system on a voluntary basis which is commensurate with the size of the Company and nature of its business though it is not required to have an internal audit system under Section 138 of the Companies Act, 2013.
- (b) The internal audit reports of the Company issued till the date of the audit report, for the period under audit have been considered by us.
- (xv) The Company has not entered into any non-cash transactions with its directors or persons connected with its directors and hence requirement to report on clause 3(xv) of the Order is not applicable to the Company.
- (xvi) (a) The provisions of section 45-IA of the Reserve Bank of India Act, 1934 (2 of 1934) are not applicable to the Company. Accordingly, the requirement to report on clause (xvi)(a) of the Order is not applicable to the Company.



S.R. BATLIBOI & ASSOCIATES LLP

Chartered Accountants

- (b) The Company is not engaged in any Non-Banking Financial or Housing Finance activities. Accordingly, the requirement to report on clause (xvi)(b) of the Order is not applicable to the Company.
- (c) The Company is not a Core Investment Company as defined in the regulations made by Reserve Bank of India. Accordingly, the requirement to report on clause 3(xvi)(c) of the Order is not applicable to the Company.
- (d) There is no Core Investment Company as a part of the Group, hence, the requirement to report on clause 3(xvi)(d) of the Order is not applicable to the Company.
- (xvii) The Company has not incurred cash losses in the current year and the immediately preceding financial year.
- (xviii) There has been no resignation of the statutory auditors during the year and accordingly requirement to report on Clause 3(xviii) of the Order is not applicable to the Company.
- (xix) On the basis of the financial ratios disclosed in note 2.33 to the financial statements, ageing and expected dates of realization of financial assets and payment of financial liabilities, other information accompanying the financial statements, our knowledge of the Board of Directors and management plans and based on our examination of the evidence supporting the assumptions, nothing has come to our attention, which causes us to believe that any material uncertainty exists as on the date of the audit report that Company is not capable of meeting its liabilities existing at the date of balance sheet as and when they fall due within a period of one year from the balance sheet date. We, however, state that this is not an assurance as to the future viability of the Company. We further state that our reporting is based on the facts up to the date of the audit report and we neither give any guarantee nor any assurance that all liabilities falling due within a period of one year from the balance sheet date, will get discharged by the Company as and when they fall due.
- (xx) a) In respect of other than ongoing projects, there are no unspent amounts that are required to be transferred to a fund specified in Schedule VII of the Companies Act (the Act), in compliance with second proviso to sub section 5 of section 135 of the Act. This matter has been disclosed in note 2.30 to the financial statements.
- b) There are no unspent amounts in respect of ongoing projects, that are required to be transferred to a special account in compliance of provision of sub section (6) of section 135 of Companies Act. This matter has been disclosed in note 2.30 to the financial statements.

For **S.R. Batliboi & Associates LLP**

Chartered Accountants

ICAI Firm Registration Number: 101049W/E300004


per Navneet Rai Kabra

Partner

Membership Number: 102328

UDIN: 25102328B40PZB679

Place of Signature: Hyderabad

Date: 09 May 2025



Annexure 2 to The Independent Auditor's Report of even date on the Financial Statements of Saveera Institute of Medical Sciences Private Limited

Report on the Internal Financial Controls under Clause (i) of Sub-section 3 of Section 143 of the Companies Act, 2013 ("the Act")

We have audited the internal financial controls with reference to financial statements of Saveera Institute of Medical Sciences Private Limited ("the Company") as of March 31, 2025 in conjunction with our audit of the financial statements of the Company for the year ended on that date.

Management's Responsibility for Internal Financial Controls

The Company's Management is responsible for establishing and maintaining internal financial controls based on the internal control over financial reporting criteria established by the Company considering the essential components of internal control stated in the Guidance Note on Audit of Internal Financial Controls Over Financial Reporting issued by the Institute of Chartered Accountants of India ("ICAI"). These responsibilities include the design, implementation and maintenance of adequate internal financial controls that were operating effectively for ensuring the orderly and efficient conduct of its business, including adherence to the Company's policies, the safeguarding of its assets, the prevention and detection of frauds and errors, the accuracy and completeness of the accounting records, and the timely preparation of reliable financial information, as required under the Companies Act, 2013.

Auditor's Responsibility

Our responsibility is to express an opinion on the Company's internal financial controls with reference to these financial statements based on our audit. We conducted our audit in accordance with the Guidance Note on Audit of Internal Financial Controls Over Financial Reporting (the "Guidance Note") and the Standards on Auditing, as specified under section 143(10) of the Act, to the extent applicable to an audit of internal financial controls, both issued by ICAI. Those Standards and the Guidance Note require that we comply with ethical requirements and plan and perform the audit to obtain reasonable assurance about whether adequate internal financial controls with reference to these financial statements was established and maintained and if such controls operated effectively in all material respects.

Our audit involves performing procedures to obtain audit evidence about the adequacy of the internal financial controls with reference to these financial statements and their operating effectiveness. Our audit of internal financial controls with reference to financial statements included obtaining an understanding of internal financial controls with reference to these financial statements, assessing the risk that a material weakness exists, and testing and evaluating the design and operating effectiveness of internal control based on the assessed risk. The procedures selected depend on the auditor's judgement, including the assessment of the risks of material misstatement of the financial statements, whether due to fraud or error.

We believe that the audit evidence we have obtained is sufficient and appropriate to provide a basis for our audit opinion on the Company's internal financial controls with reference to these financial statements.



S.R. BATLIBOI & ASSOCIATES LLP

Chartered Accountants

Meaning of Internal Financial Controls With Reference to these Financial Statements

A company's internal financial controls with reference to financial statements is a process designed to provide reasonable assurance regarding the reliability of financial reporting and the preparation of financial statements for external purposes in accordance with generally accepted accounting principles. A company's internal financial controls with reference to financial statements includes those policies and procedures that (1) pertain to the maintenance of records that, in reasonable detail, accurately and fairly reflect the transactions and dispositions of the assets of the company; (2) provide reasonable assurance that transactions are recorded as necessary to permit preparation of financial statements in accordance with generally accepted accounting principles, and that receipts and expenditures of the company are being made only in accordance with authorisations of management and directors of the company; and (3) provide reasonable assurance regarding prevention or timely detection of unauthorised acquisition, use, or disposition of the company's assets that could have a material effect on the financial statements.

Inherent Limitations of Internal Financial Controls With Reference to Financial Statements

Because of the inherent limitations of internal financial controls with reference to financial statements, including the possibility of collusion or improper management override of controls, material misstatements due to error or fraud may occur and not be detected. Also, projections of any evaluation of the internal financial controls with reference to financial statements to future periods are subject to the risk that the internal financial control with reference to financial statements may become inadequate because of changes in conditions, or that the degree of compliance with the policies or procedures may deteriorate.

Opinion

In our opinion, the Company has, in all material respects, adequate internal financial controls with reference to financial statements and such internal financial controls with reference to financial statements were operating effectively as at March 31, 2025, based on the internal control over financial reporting criteria established by the Company considering the essential components of internal control stated in the Guidance Note issued by the ICAI.

For **S.R. Batliboi & Associates LLP**

Chartered Accountants

ICAI Firm Registration Number: 101049W/E300004



per **Navneet Rai Kabra**

Partner

Membership Number: 102328

UDIN: **25102328BMOP2B679**

Place of Signature: Hyderabad

Date: 09 May, 2025



Saveera Institute of Medical Sciences Private Limited

CIN: U85100AP2018PTC109004

Balance sheet as at 31 March 2025

(All amounts are in million of Indian Rupees, except share data or unless otherwise stated)

	Note	As at 31 March 2025	As at 31 March 2024
ASSETS			
Non-current assets			
Property, plant and equipment	2.1 (a)	689	662
Capital work-in-progress	2.1 (c)	410	54
Goodwill	2.35	258	258
Other intangible assets	2.1 (b)	5	5
Financial assets			
(i) Other financial assets	2.2 (a)	13	7
Non-current tax assets (net)	2.7	14	15
Other non-current assets	2.3 (a)	146	53
Total non-current assets		1,535	1,054
Current assets			
Inventories	2.4	17	28
Financial assets			
(i) Trade receivables	2.5	335	260
(ii) Cash and cash equivalents	2.6 (a)	1	3
(iii) Other financial assets	2.2 (b)	16	22
Other current assets	2.3 (b)	4	9
Total current assets		373	322
Total Assets		1,908	1,376
EQUITY AND LIABILITIES			
EQUITY			
Equity share capital	2.8 (a)	0	0
Instruments entirely equity in nature	2.8 (b)	310	310
Other equity	2.8 (c)	187	104
Total equity		497	414
LIABILITIES			
Non-current liabilities			
Financial liabilities			
(i) Borrowings	2.9 (a)	1,000	666
(ii) Other financial liabilities	2.10 (a)	11	9
Provisions	2.11	5	3
Deferred tax liability (net)	2.31	2	3
Total non-current liabilities		1,018	681
Current liabilities			
Financial liabilities			
(i) Borrowings	2.9 (b)	114	79
(ii) Trade payables			
(a) Total outstanding dues of micro enterprises and small enterprises	2.12	8	31
(b) Total outstanding dues of creditors other than micro and small enterprises	2.12	135	110
(iii) Other financial liabilities	2.10 (b)	118	44
Other current liabilities	2.14	7	8
Provisions	2.13	11	9
Total current liabilities		393	281
Total equity and liabilities		1,908	1,376
Material accounting policies	1.3		

The accompanying notes referred above form an integral part of the financial statements.

As per our report of even date attached

for S.R. BATLIBOI & ASSOCIATES LLP

Chartered Accountants

ICAI Firm registration number: 101049WTE300004

Navneet Rai Kabra
per Navneet Rai Kabra
Partner

Membership no.: 102328



Place: Hyderabad

Date: 09 May 2025

for and on behalf of the Board of Directors of

Saveera Institute of Medical Sciences Private Limited

Chandra Kumar Bode
Chandra Kumar Bode
Company Secretary
Membership No: 55162

Chandra Kumar Bode
Company Secretary
Membership No: 55162

S.V. Kishore Reddy
S.V. Kishore Reddy
Managing Director
DIN: 03492323

Kusalarao Chinnai
Chief financial officer

Place: Hyderabad

Date: 09 May 2025



Saveera Institute of Medical Sciences Private Limited

CIN: U85100AP2018PTC109004

Statement of Profit and Loss for the year ended 31 March 2025

(All amounts are in million of Indian Rupees, except share data or unless otherwise stated)

	Note	For the year ended 31 March 2025	For the year ended 31 March 2024
Income			
Revenue from operations	2.15	1,122	1,066
Other income	2.16	4	3
Total income		1,126	1,069
Expenses			
Purchase of medical consumables, drugs and surgical instruments		233	265
Decrease/(Increase) in inventories of medical consumables, drugs and surgical instruments	2.17	11	(9)
Employee benefits expense	2.18	249	229
Finance costs	2.19	66	57
Depreciation and amortization expense	2.20	48	49
Other expenses	2.21	396	366
Total expense		1,003	957
Profit before tax expense		123	112
Tax expense			
- Current tax	2.31	40	38
- Deferred tax credit	2.31	(1)	(1)
- Adjustments of tax relating to earlier year	2.31	0	1
Total tax expense		39	38
Profit for the year (A)		84	74
Other comprehensive (loss)			
Items that will not be reclassified subsequently to profit and loss			
- Re-measurement (loss) on defined benefit plans		(2)	(1)
- Income tax effect		1	0
Other comprehensive (loss), net of tax (B)		(1)	(1)
Total comprehensive income for the year (A+B)		83	73
Earning per share (face value of share Rs. 10 each)	2.25		
- Basic (Rs.)		8,399.90	7,401.07
- Diluted (Rs.)		2.71	2.39

Material accounting policies

1.3

The accompanying notes referred above form an integral part of the financial statements.

As per our report of even date attached

for S.R. BATLIBOI & ASSOCIATES LLP

Chartered Accountants

ICAI Firm registration number: 101049W/E300004



per Navneet Rai Kabra
Partner

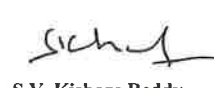
Membership no.: 102328



for and on behalf of the Board of Directors of

Saveera Institute of Medical Sciences Private Limited


Rohini Abhinav
Director
DIN: 01681273


S.V. Kishore Reddy
Managing Director
DIN: 03492323


Chandra Kumar Bode
Company Secretary
Membership No:55162


Kusalarao Chavali
Chief financial officer

Place: Hyderabad
Date: 09 May 2025

Place: Hyderabad
Date: 09 May 2025



Saveera Institute of Medical Sciences Private Limited

CIN: U85100AP2018PTC109004

Statement of Cash Flows for the year ended 31 March 2025

(All amounts are in million of Indian Rupees, except share data or unless otherwise stated)

	For the year ended 31 March 2025	For the year ended 31 March, 2024
I. Cash flows from operating activities:		
Profit before tax for the year	123	112
Adjustments for operating activities:		
Depreciation and amortisation expenses	48	49
Provision of expected credit loss for trade receivable (net of bad debts)	4	1
Loss on sale of property, plant and equipment	5	-
Rental income	(1)	(1)
Interest income on fixed deposits	0	0
Interest income on tax refunds	(1)	-
Finance costs	66	57
Operating cash flows before working capital changes	244	218
Adjustments for:		
Increase in trade receivables	(79)	(38)
Decrease/(increase) in inventories	11	(9)
Decrease/(increase) in other financial assets and other assets	11	(20)
(Decrease)/ Increase in other financial liabilities, provisions and other liabilities	1	38
Cash generated from operations	188	189
Income-taxes paid, net of refund	(38)	(51)
Net cash flows generated from operating activities (A)	150	138
II. Cash flows from investing activities		
Aquisition of property, plant and equipment	(454)	(261)
Rental income received	1	1
Interest received	0	-
Net cash flows used in investing activities (B)	(453)	(260)
III. Cash flows from financing activities		
Proceeds from long-term borrowings	387	34
Repayment of long-term borrowings	(15)	(11)
Proceeds from loan taken from related party	-	161
Repayment of loan taken from related party	-	(40)
(Repayment of) / Proceeds from short-term borrowings (net)	(3)	36
Redemption of bank deposits (having original maturity of more than three months)	(5)	-
Interest paid	(63)	(57)
Net cash flows generated from financing activities (C)	301	123
Net (decrease) / increase in cash and cash equivalents (A+B+C)	(2)	1
Cash and cash equivalents at the beginning of the year	3	2
Cash and cash equivalents at the end of the year	1	3

Note:

a) The statement of cash flows has been prepared under the "Indirect Method" as set out in the Indian accounting Standard (Ind AS 7) - Statement of cash flows:

b) Cash and cash equivalents comprises of:

Cash on hand
Balances with banks
- On current accounts
Total

	For the year ended 31 March 2025	For the year ended 31 March, 2024
	1	3
	0	0
	1	3

The accompanying notes referred above form an integral part of the financial statements.

As per our report of even date attached

for S.R. BATLIBOI & ASSOCIATES LLP

Chartered Accountants

(ICAI Firm registration number: 101049W/E300004)

per Nayneet Rai Kabra
Partner

Membership no.: 102328



Place: Hyderabad
Date: 09 May 2025

for and on behalf of the Board of Directors of

Saveera Institute of Medical Sciences Private Limited

for and on behalf of the Board of Directors of
Saveera Institute of Medical Sciences Private Limited

DIN: 01681273

Chandra Kumar Bode
Company Secretary
Membership No:55162

Place: Hyderabad
Date: 09 May 2025

S.V. Kishore Reddy
Managing Director
DIN: 03492323

Kusalarao Chavali
Chief financial officer



Saveera Institute of Medical Sciences Private Limited

CIN: U85100AP2018PTC109004

Statement of changes in equity for the year ended 31 March 2025

(All amounts are in million of Indian Rupees, except share data or unless otherwise stated)

a) Equity share capital

Equity shares of Rs.10 each issued,subscribed and fully paid	Number of shares	Amount
At 1 April 2023	10,000	0
Add: Shares issued during the year	-	-
At 31 March 2024	10,000	0
Add: Shares issued during the year	-	-
At 31 March 2025	10,000	0

b) Instruments entirely equity in nature

0.001% cumulative optionally convertible redeemable preference shares of INR 10 each, issued,subscribed and fully paid-up	Number of shares	Amount
At 1 April 2023	3,09,90,000	310
Add: Shares issued during the year	-	-
At 31 March 2024	3,09,90,000	310
Add: Shares issued during the year	-	-
At 31 March 2025	3,09,90,000	310

c) Other equity

Particulars	Other equity		Total of other equity
	Reserve and surplus		
	Retained earnings	Capital contribution	
Balance as at 01 April 2023	(12)	43	31
Profit for the year	74	-	74
Other comprehensive (loss) for the year	(1)	-	(1)
Balance as at 31 March 2024	61	43	104
Profit for the year	84	-	84
Other comprehensive (loss) for the year	(1)	-	(1)
Balance as at 31 March 2025	144	43	187

The accompanying notes referred above form an integral part of the financial statements.

As per our report of even date attached

for S.R. BATLIBOI & ASSOCIATES LLP

Chartered Accountants

ICAI Firm registration number: 101049W/E300004



per Navneet Rai Kabra

Partner


Membership no.: 102328




for and on behalf of the Board of Directors of

Saveera Institute of Medical Sciences Private Limited


Bollineni Abhinav
Director
DIN: 01681273


Chandra Kumar Bode
Company Secretary
Membership No:55162

Place: Hyderabad
Date: 09 May 2025



S.V. Kishore Reddy

Managing Director

DIN: 03492323


Kusalarao Chavali
Chief financial officer



Place: Hyderabad
Date: 09 May 2025

Saveera Institute of Medical Sciences Private Limited

CIN: U85100AP2018PTC109004

Notes to the financial statements for the year ended 31 March 2025

(All amounts are in million of Indian Rupees, except share data or unless otherwise stated)

1.1 Company Overview

Saveera Institute of Medical Sciences Private Limited ('the Company') is a private company domiciled in India, incorporated on 16 August 2018 under the provisions of the Companies Act, 2013. The registered office of the company is located at D No 1-1348, Srinagar Colony Extension, Opposite to Sakshi Office, Anantapur, Andhra Pradesh, India – 515004.

The Company is primarily engaged in the business of rendering medical and healthcare services.

The financial statements were authorised for issue by the Company's Board of Directors on 09 May 2025.

1.2 Basis of preparation of financial statements

a) Statement of Compliances:

The financial statements of the Company as at and for the year ended 31 March 2025, have been prepared in accordance with requirements of Indian Accounting Standards ("Ind AS"), as prescribed under Section 133 of the Companies Act, 2013 ('Act') read with Companies (Indian Accounting Standards) Rules 2015, as amended, and other accounting principles generally accepted in India and presentation requirements of Division II of Schedule III of the Act.

All amounts are in Indian Rupees millions, rounded off to the nearest million except share data, unless otherwise stated. "0" represents less than Rs. 1 million.

b) Basis of measurement:

The financial statements have been prepared on the historical cost basis except for the following items:

Items	Measurement basis
Certain financial assets and liabilities	Fair value - refer accounting policy regarding financial instruments
Net defined benefit (asset) / liability	Defined benefit plan - plan assets measured at fair value

c) Functional and presentation currency:

These financial statements are presented in Indian Rupees (Rs.) which is also the Company's functional currency. All amounts are in Indian Rupees millions, rounded off to the nearest million except share data, unless otherwise stated. "0" represents less than Rs. 1 million.

d) New and amended standards

The Company applied for the first-time certain standards and amendments, which are effective for annual periods beginning on or after 1 April 2024. The Company has not early adopted any standard, interpretation or amendment that has been issued but is not yet effective.

- Ind AS 117 Insurance Contracts
- Amendment to Ind AS 116 Leases – Lease Liability in a Sale and Leaseback

These amendments had no impact on the financial statements of the company.



e) Standards notified but not yet effective

There are no standards that are notified and not yet effective as on the date.

f) Significant accounting judgement, estimates and assumptions:

The preparation of Company's financial statements in conformity with the recognition and measurement principles of Ind AS requires management to make judgments, estimates and assumptions that affect the reported balances of revenue, expenses, assets and liabilities, accompanying disclosures and the disclosure of contingent liabilities. Uncertainty about these assumptions and estimates could result in outcomes that require a material adjustment to the carrying amount of assets or liabilities affected in future periods.

Estimates and assumptions

The key assumptions concerning the future and other key sources of estimation uncertainty at the reporting date, that have a significant risk of causing a material adjustment to the carrying amounts of assets and liabilities within the next financial year, are described below. The Company based its assumptions and estimates on parameters available when the financial statements were prepared. Existing circumstances and assumptions about future developments, however, may change due to market changes or circumstances arising that are beyond the control of the Company. Such changes are reflected in the assumptions when they occur.

Provision for expected credit losses of trade receivables and unbilled revenue

The Company uses a provision matrix to calculate ECLs for trade receivables and contract assets. The provision rates are based on days past due for groupings of various customer segments that have similar loss patterns (i.e., by product type, customer type and other forms of credit insurance).

The provision matrix is initially based on the Company's historical observed default rates. The Company will calibrate the matrix to adjust the historical credit loss experience with forward-looking information.

At every reporting date, the historical observed default rates are updated and changes in the forward-looking estimates are analysed.

The assessment of the correlation between historical observed default rates, forecast economic conditions and ECLs is a significant estimate. The amount of ECLs is sensitive to changes in circumstances and of forecast economic conditions. The Company's historical credit loss experience and forecast of economic conditions may also not be representative of customer's actual default in the future.

The disclosures of significant estimates and assumptions relating to the ECLs for trade receivables and contract assets are provided in Note 2.5 & Note 2.32.

Defined benefit plans (gratuity benefits)

The cost of the defined benefit gratuity plan and other post-employment medical benefits and the present value of the gratuity obligation are determined using actuarial valuations. An actuarial valuation involves making various assumptions that may differ from actual developments in the future. These include the determination of the discount rate, future salary increases and mortality rates. Due to the complexities involved in the valuation and its long-term nature, a defined benefit obligation is highly sensitive to changes in these assumptions. All assumptions are reviewed at each reporting date. Refer Note 2.23 - Measurement of defined benefit obligations, key actuarial assumptions.



Saveera Institute of Medical Sciences Private Limited

CIN: U85100AP2018PTC109004

Notes to the financial statements for the year ended 31 March 2025

(All amounts are in million of Indian Rupees, except share data or unless otherwise stated)

The parameter most subject to change is the discount rate. In determining the appropriate discount rate for plans operated in India, the management considers the interest rates of government bonds where remaining maturity of such bond correspond to expected term of defined benefit obligation.

Fair value measurement of financial instruments

When the fair values of financial assets and financial liabilities recorded in the balance sheet cannot be measured based on quoted prices in active markets, their fair value is measured using valuation techniques including the DCF model. The inputs to these models are taken from observable markets where possible, but where this is not feasible, a degree of judgement is required in establishing fair values. Judgements include considerations of inputs such as liquidity risk, credit risk and volatility. Changes in assumptions about these factors could affect the reported fair value of financial instruments. See Note 2.29 for further disclosures.

Impairment of non-financial assets

Impairment exists when the carrying value of an asset or cash generating unit exceeds its recoverable amount, which is the higher of its fair value less costs of disposal and its value in use. The fair value less costs of disposal calculation is based on available data from binding sales transactions, conducted at arm's length, for similar assets or observable market prices less incremental costs for disposing of the asset. The value in use calculation is based on a Discounted cash flow model ("DCF model"). The cash flows are derived from the budget for the next eight years and do not include restructuring activities that the Company is not yet committed to or significant future investments that will enhance the asset's performance of the CGU being tested. The recoverable amount is sensitive to the discount rate used for the DCF model as well as the expected future cash-inflows and the growth rate used for extrapolation purposes.



1.3 Material accounting policies

A. Current and non-current classification

The Company presents assets and liabilities in the balance sheet based current and non-current classification.

Assets

An asset is classified as current when it satisfies any of the following criteria:

- i. it is expected to be realised in, or is intended for sale or consumption in, the company's normal operating cycle;
- ii. it is held primarily for the purpose of being traded;
- iii. it is expected to be realised within 12 months after the reporting date; or
- iv. it is cash or cash equivalent unless it is restricted from being exchanged or used to settle a liability for at least 12 months after the reporting date.

All other assets are classified as non-current.

Liabilities

A liability is classified as current when it satisfies any of the following criteria:

- i. it is expected to be settled in the company's normal operating cycle;
- ii. it is held primarily for the purpose of being traded;
- iii. it is due to be settled within 12 months after the reporting date; or
- iv. the company does not have an unconditional right to defer settlement of the liability for at least 12 months after the reporting date.

All other liabilities are classified as non-current.

Deferred tax assets and liabilities are classified as noncurrent assets and liabilities.

Operating cycle

The operating cycle is the time between the acquisition of assets for processing and their realisation in cash and cash equivalents. The Company has identified twelve months as its operating cycle.

B. Goodwill

Goodwill is initially measured at cost, being the excess of the aggregate of the consideration transferred and the amount recognised for non-controlling interests, and any previous interest held, over the net identifiable assets acquired and liabilities assumed. If the fair value of the net assets acquired is in excess of the aggregate consideration transferred, the Company re-assesses whether it has correctly identified all of the assets acquired and all of the liabilities assumed and reviews the procedures used to measure the amounts to be recognised at the acquisition date. If the reassessment still results in an excess of the fair value of net assets acquired over the aggregate consideration transferred, then the gain is recognised in OCI and accumulated in equity as capital reserve. However, if there is no clear evidence of bargain purchase, the entity recognises the gain directly in equity as capital reserve, without routing the same through OCI.

After initial recognition, goodwill is measured at cost less any accumulated impairment losses. For the purpose of impairment testing, goodwill acquired in a business combination is, from the acquisition date, allocated to each of the Company's cash-generating units that are expected to benefit from the combination, irrespective of whether other assets or liabilities of the acquiree are assigned to those units.



A cash generating unit to which goodwill has been allocated is tested for impairment annually, or more frequently when there is an indication that the unit may be impaired. If the recoverable amount of the cash generating unit is less than its carrying amount, the impairment loss is allocated first to reduce the carrying amount of any goodwill allocated to the unit and then to the other assets of the unit pro rata based on the carrying amount of each asset in the unit.

Any impairment loss for goodwill is recognised in profit or loss. An impairment loss recognised for goodwill is not reversed in subsequent periods.

Where goodwill has been allocated to a cash-generating unit and part of the operation within that unit is disposed of, the goodwill associated with the disposed operation is included in the carrying amount of the operation when determining the gain or loss on disposal. Goodwill disposed in these circumstances is measured based on the relative values of the disposed operation and the portion of the cash-generating unit retained.

C. Fair value measurement:

The Company measures financial instruments, such as, derivatives at fair value at each balance sheet date. Fair value is the price that would be received to sell an asset or paid to transfer a liability in an orderly transaction between market participants at the measurement date. The fair value measurement is based on the presumption that the transaction to sell the asset or transfer the liability takes place either:

- In the principal market for the asset or liability, or
- In the absence of a principal market, in the most advantageous market for the asset or liability

The principal or the most advantageous market must be accessible by the Company. The fair value of an asset or a liability is measured using the assumptions that market participants would use when pricing the asset or liability, assuming that market participants act in their economic best interest.

A fair value measurement of a non-financial asset takes into account a market participant's ability to generate economic benefits by using the asset in its highest and best use or by selling it to another market participant that would use the asset in its highest and best use.

The Company uses valuation techniques that are appropriate in the circumstances and for which sufficient data is available to measure fair value, maximizing the use of relevant observable inputs and minimizing the use of unobservable inputs.

All assets and liabilities for which fair value is measured or disclosed in the financial statements are categorised within the fair value hierarchy, described as follows, based on the lowest level input that is significant to the fair value measurement as a whole:

- Level 1: quoted prices (unadjusted) in active markets for identical assets or liabilities.
- Level 2: inputs other than quoted prices included in Level 1 that are observable for the asset or liability, either directly (i.e. as prices) or indirectly (i.e. derived from prices).
- Level 3: inputs for the asset or liability that are not based on observable market data (unobservable inputs).

For assets and liabilities that are recognised in the financial statements on a recurring basis, the Company determines whether transfers have occurred between levels in the hierarchy by re-assessing categorisation (based on the lowest level input that is significant to the fair value measurement as a whole) at the end of each reporting period.



Saveera Institute of Medical Sciences Private Limited

CIN: U85100AP2018PTC109004

Notes to the financial statements for the year ended 31 March 2025

(All amounts are in million of Indian Rupees, except share data or unless otherwise stated)

The Company's Chief Financial officer determines the policies and procedures for both recurring fair value measurement and for other non-recurring measurement.

At each reporting date, the Management analyses the movements in the values of assets and liabilities which are required to be re measured or re-assessed as per the Company's accounting policies. For this analysis, the Management verifies the major inputs applied in the latest valuation by agreeing the information in the valuation computation to contracts and other relevant documents.

The Management also compares the change in the fair value of each asset and liability with relevant external sources to determine whether the change is reasonable.

Periodically, the Management present the valuation results to the Board of Directors/ Audit Committee and the Company's independent auditors. This includes a discussion of the major assumptions used in the valuations.

For the purpose of fair value disclosures, the Company has determined classes of assets and liabilities on the basis of the nature, characteristics and risks of the asset or liability and the level of the fair value hierarchy as explained above.

The Company recognises transfers between levels of the fair value hierarchy at the end of the reporting period during which the change has occurred. Further information about the assumptions made in measuring fair values is included in Note 2.29 – financial instruments.

D. Revenue from contract with customers

The Company's revenue from medical and healthcare services comprises of income from hospital services and sale of pharmacy items.

Revenue from contracts with customers is recognised when control of the goods or services are transferred to the customer at an amount that reflects the consideration to which the Company expects to be entitled in exchange for those goods or services.

Revenue from hospital services comprises of fees charged for inpatient and outpatient hospital services. The performance obligations for this stream of revenue include accommodation, surgery, medical/clinical professional services, food and beverages, investigation and supply of pharmaceutical and related products.

Revenue is measured based on the transaction price, which is the fixed consideration adjusted for components of variable consideration which constitutes discounts, estimated disallowances and any other rights and obligations as specified in the contract with the customer. Revenue also excludes taxes collected from customers and deposited back to the respective statutory authorities. With respect to the inpatients hospital services who are undergoing treatment/ observation on the balance sheet date, revenue is recognised over the period to the extent of services rendered.

Revenue from sale of pharmacy, where the performance obligation is satisfied at a point in time, is recognised when the control of goods is transferred to the customer.

Revenue from admission fees, tuition fees and other fees for academic courses are recognised on the due date for the receipt of fees and apportioned over the academic term on a time proportion basis. Fee waivers, discounts, rebates provided to students are reduced from fee received.



Saveera Institute of Medical Sciences Private Limited

CIN: U85100AP2018PTC109004

Notes to the financial statements for the year ended 31 March 2025

(All amounts are in million of Indian Rupees, except share data or unless otherwise stated)

If the consideration in a contract includes a variable amount, the Company estimates the amount of consideration to which it will be entitled in exchange for transferring the goods to the customer. The variable consideration is estimated at contract inception and constrained until it is highly probable that a significant revenue reversal in the amount of cumulative revenue recognised will not occur when the associated uncertainty with the variable consideration is subsequently resolved. The Company applies the most likely amount method or the expected value method to estimate the variable consideration in the contract. The selected method that best predicts the amount of variable consideration is primarily driven by the number of volume thresholds contained in the contract. The most likely amount is used for those contracts with a single volume threshold, while the expected value method is used for those with more than one volume threshold. The Company then applies the requirements on constraining estimates in order to determine the amount of variable consideration that can be included in the transaction price and recognised as revenue.

Contract balances

Unbilled revenue represents value to the extent of medical and healthcare services rendered to the patients who are undergoing treatment/ observation on the balance sheet date and is not billed as at the balance sheet date.

Unbilled revenue are subject to impairment assessment. Refer to accounting policies on impairment of financial assets in section (n) Financial instruments – initial recognition and subsequent measurement.

A receivable is recognised if an amount of consideration that is unconditional (i.e., only the passage of time is required before payment of the consideration is due). Refer to accounting policies of financial assets in section (n) Financial instruments – initial recognition and subsequent measurement.

A contract liability is recognised if a payment is received or a payment is due (whichever is earlier) from a customer before the Company transfers the related goods or services. Contract liabilities are recognised as revenue when the Company performs under the contract (i.e., transfers control of the related goods or services to the customer).

Other Income

Interest on deposits, loans and debt instruments are measured at amortized cost. Interest income is recorded using the Effective Interest Rate (EIR). EIR is the rate that exactly discounts the estimated future cash payments or receipts over the expected life of the financial instrument or a shorter period, where appropriate, to the gross carrying amount of the financial asset or to the amortized cost of a financial liability. When calculating the effective interest rate, the Company estimates the expected cash flows by considering all the contractual terms of the financial instrument (for example, prepayment, extension, call and similar options) but does not consider the expected credit losses. Interest income is included in other income in the statement of profit and loss.

E. Income tax

The Income-tax expense comprises current tax and deferred tax. It is recognised in profit and loss except to the extent that is relates to an item recognised directly in equity or in other comprehensive income.

Current income tax

Current income tax assets and liabilities are measured at the amount expected to be recovered from or paid to the taxation authorities. The tax rates and tax laws used to compute the amount are those that are enacted or substantively enacted, at the reporting date in the country where the Company operates and generates taxable income.



Saveera Institute of Medical Sciences Private Limited

CIN: U85100AP2018PTC109004

Notes to the financial statements for the year ended 31 March 2025

(All amounts are in million of Indian Rupees, except share data or unless otherwise stated)

Current income tax relating to items recognised outside profit or loss is recognised outside profit or loss (either in other comprehensive income or in equity). Current tax items are recognised in correlation to the underlying transaction either in OCI or directly in equity. Management periodically evaluates positions taken in the tax returns with respect to situations in which applicable tax regulations are subject to interpretation and establishes provisions where appropriate.

Deferred tax

Deferred tax is provided using the liability method on temporary differences between the tax bases of assets and liabilities and their carrying amounts for financial reporting purposes at the reporting date.

Deferred tax liabilities are recognised for all taxable temporary differences, except:

- When the deferred tax liability arises from the initial recognition of goodwill or an asset or liability in a transaction that is not a business combination and, at the time of the transaction, affects neither the accounting profit nor taxable profit or loss and does not give rise to equal taxable and deductible temporary differences.
- In respect of taxable temporary differences associated with investments in subsidiaries, associates and interests in joint ventures, when the timing of the reversal of the temporary differences can be controlled and it is probable that the temporary differences will not reverse in the foreseeable future.

Deferred tax assets are recognised for all deductible temporary differences, the carry forward of unused tax credits and any unused tax losses. Deferred tax assets are recognised to the extent that it is probable that taxable profit will be available against which the deductible temporary differences, and the carry forward of unused tax credits and unused tax losses can be utilised, except:

- When the deferred tax asset relating to the deductible temporary difference arises from the initial recognition of an asset or liability in a transaction that is not a business combination and, at the time of the transaction, affects neither the accounting profit nor taxable profit or loss and does not give rise to equal taxable and deductible temporary differences
- In respect of deductible temporary differences associated with investments in subsidiaries, associates and interests in joint ventures, deferred tax assets are recognised only to the extent that it is probable that the temporary differences will reverse in the foreseeable future and taxable profit will be available against which the temporary differences can be utilised.

The carrying amount of deferred tax assets is reviewed at each reporting date and reduced to the extent that it is no longer probable that sufficient taxable profit will be available to allow all or part of the deferred tax asset to be utilised. Unrecognised deferred tax assets are re-assessed at each reporting date and are recognised to the extent that it has become probable that future taxable profits will allow the deferred tax asset to be recovered.

Deferred tax assets and liabilities are measured at the tax rates that are expected to apply in the year when the asset is realised, or the liability is settled, based on tax rates (and tax laws) that have been enacted or substantively enacted at the reporting date.

Deferred tax relating to items recognised outside profit or loss is recognised outside profit or loss (either in other comprehensive income or in equity). Deferred tax items are recognised in correlation to the underlying transaction either in OCI or directly in equity.



The Company offsets deferred tax assets and deferred tax liabilities if and only if it has a legally enforceable right to set off current tax assets and current tax liabilities and the deferred tax assets and deferred tax liabilities relate to income taxes levied by the same taxation authority on either the same taxable entity or different taxable entities which intend either to settle current tax liabilities and assets on a net basis, or to realise the assets and settle the liabilities simultaneously, in each future period in which significant amounts of deferred tax liabilities or assets are expected to be settled or recovered.

Goods and Service taxes paid on acquisition of assets or on incurring expenses

Expenses and assets are recognised net of the amount of Goods and service taxes paid, except:

- When the tax incurred on a purchase of assets or services is not recoverable from the taxation authority, in which case, the tax paid is recognised as part of the cost of acquisition of the asset or as part of the expense item, as applicable
- When receivables and payables are stated with the amount of tax included

The net amount of tax recoverable from, or payable to, the taxation authority is included as part of receivables or payables in the balance sheet.

F. Property, plant and equipment

Freehold land is carried at cost net of accumulated impairment, if any. All other items of property, plant and equipment are stated at cost, net of tax / duty credit availed, less accumulated depreciation and accumulated impairment losses, if any. Cost of an item of property, plant and equipment comprises its purchase price, including import duties and non-refundable purchase taxes, after deducting trade discounts and rebates, any directly attributable cost of bringing the item to its working condition for its intended use and estimated costs of dismantling and removing the item and restoring the site on which it located. Such cost includes the cost of replacing part of the plant and equipment and borrowing costs for long-term construction projects if the recognition criteria are met. When significant parts of plant and equipment are required to be replaced at intervals, the Company depreciates them separately based on their specific useful lives. All other repair and maintenance costs are recognised in the consolidated statement of profit and loss as incurred.

Capital work in progress is stated at cost, net of accumulated impairment loss, if any.

The cost of self-constructed item of property, plant and equipment comprises the cost of materials and direct labour, any other cost directly attributable to bringing the item to working conditions for its intended use, and estimated costs of dismantling and removing the item and restoring the site on which it is located.

Amounts paid towards the acquisition of property, plant and equipment outstanding as of each reporting date are recognised as capital advance and the cost of property, plant and equipment not ready for intended use before such date are disclosed under capital work-in-progress.

Derecognition

The carrying amount of an item of property, plant and equipment is derecognized on disposal or when no future economic benefits are expected from its use or disposal. The gain or loss arising from the de-recognition of an item of property, plant and equipment is measured as the difference between the net disposal proceeds and the carrying amount of the item and is recognized in the Statement of Profit and Loss when the item is derecognized.



Saveera Institute of Medical Sciences Private Limited**CIN: U85100AP2018PTC109004****Notes to the financial statements for the year ended 31 March 2025****(All amounts are in million of Indian Rupees, except share data or unless otherwise stated)****Depreciation**

Depreciation is provided on the straight-line method, based on the useful life of the assets as estimated by the management. The management believes that these estimated useful lives are realistic and reflect fair approximation of the period over which the assets are likely to be used. The Company has estimated the following useful lives to provide depreciation on its Property, plant and equipment which are in compliance with the Schedule II of Companies Act, 2013:

Category of Assets	Useful life (In years)
Buildings	60
Medical equipment	13-14
Plant and machinery	15
Office equipment	5
Electrical equipment	10
Computers	3-6
Furniture and fixtures	10
Vehicles	8

Based on the planned usage of certain specific assets and technical assessment, the management has estimated the useful lives of Property, plant and equipment which are different from the useful life prescribed in Schedule II to the Companies Act, 2013 for the following:

- Individual asset not exceeding Rs. 5,000 have been fully depreciated in the year of purchase.

The residual values, useful lives and methods of depreciation of property, plant and equipment are reviewed at each financial year end and adjusted prospectively, if appropriate. In particular, the Company considers the impact of health, safety and environmental legislation in its assessment of expected useful lives and estimated residual values.

G. Intangible assets

Intangible assets acquired separately are measured on initial recognition at cost. Following initial recognition, intangible assets are carried at cost less any accumulated amortisation and accumulated impairment losses. Internally generated intangibles, excluding capitalised development costs, are not capitalised and the related expenditure is reflected in profit or loss in the period in which the expenditure is incurred.

Intangible assets with finite lives are amortised over the useful economic life and assessed for impairment whenever there is an indication that the intangible asset may be impaired. The amortisation period and the amortisation method for an intangible asset with a finite useful life are reviewed at least at the end of each reporting period. Changes in the expected useful life or the expected pattern of consumption of future economic benefits embodied in the asset are considered to modify the amortisation period or method, as appropriate, and are treated as changes in accounting estimates. The amortisation expense on intangible assets with finite lives is recognised in the statement of profit and loss unless such expenditure forms part of carrying value of another asset.

Derecognition

An intangible asset is derecognised upon disposal (i.e., at the date the recipient obtains control) or when no future economic benefits are expected from its use or disposal. Any gain or loss arising upon derecognition of the asset (calculated as the difference between the net disposal proceeds and the carrying amount of the asset) is included in the statement of profit and loss. when the asset is derecognised.



Saveera Institute of Medical Sciences Private Limited

CIN: U85100AP2018PTC109004

Notes to the financial statements for the year ended 31 March 2025

(All amounts are in million of Indian Rupees, except share data or unless otherwise stated)

Amortisation

The estimated useful life of an identifiable intangible asset is based on a number of factors including the effects of obsolescence, demand, competition and other economic factors (such as the stability of the industry and known technological advances) and the level of maintenance expenditures required to obtain the expected future cash flows from the asset.

The estimated useful lives of intangibles are as follows:

Category of Assets	Useful life (In years)
Software	6

H. Leases

The Company assesses at contract inception whether a contract is, or contains, a lease. That is, if the contract conveys the right to control the use of an identified asset for a period of time in exchange for consideration.

Company as a lessee

Short-term leases and leases of low-value assets

The Company applies the short-term lease recognition exemption to its short-term leases of machinery and equipment (i.e., those leases that have a lease term of 12 months or less from the commencement date and do not contain a purchase option). It also applies the lease of low-value assets recognition exemption to leases of office equipment that are considered to be low value. Lease payments on short-term leases and leases of low-value assets are recognised as expense on a straight-line basis over the lease term.

Company as a lessor

Leases in which the Company does not transfer substantially all the risks and rewards incidental to ownership of an asset are classified as operating leases. Rental income arising is accounted for on a straight-line basis over the lease terms. Initial direct costs incurred in negotiating and arranging an operating lease are added to the carrying amount of the leased asset and recognised over the lease term on the same basis as rental income. Contingent rents are recognised as revenue in the period in which they are earned.

I. Borrowing costs

Borrowing costs directly attributable to the acquisition, construction or production of an asset that necessarily takes a substantial period of time to get ready for its intended use or sale are capitalised as part of the cost of the asset. All other borrowing costs are expensed in the period in which they occur. Borrowing costs consist of interest and other costs that an entity incurs in connection with the borrowing of funds. Borrowing cost also includes exchange differences to the extent regarded as an adjustment to the borrowing costs.

J. Inventories

The inventories comprising of medical consumables, drugs and surgical instruments are measured at the lower of cost and net realisable value. The cost of inventories is based on the monthly moving weighted average method. Cost includes cost of purchase and other costs incurred in bringing the inventories to their present location and condition and also includes expenditure incurred towards Goods and Services Tax (GST) wherever credit is not available. The comparison of cost and net realisable value is made on an item by item basis.

Net realisable value is the estimated selling price in the ordinary course of business.



Saveera Institute of Medical Sciences Private Limited

CIN: U85100AP2018PTC109004

Notes to the financial statements for the year ended 31 March 2025

(All amounts are in million of Indian Rupees, except share data or unless otherwise stated)

The factors that the Company considers in determining the allowance for slow moving, obsolete and other non-saleable inventory include estimated shelf life and price changes. The Company considers all these factors and adjusts the inventory provision to reflect its actual experience on a periodic basis.

K. Impairment of non-financial assets

The Company assesses, at each reporting date, whether there is an indication that an asset may be impaired. If any indication exists, or when annual impairment testing for an asset is required, the Company estimates the asset's recoverable amount. An asset's recoverable amount is the higher of an asset's or cash-generating unit's (CGU) fair value less costs of disposal and its value in use. The recoverable amount is determined for an individual asset, unless the asset does not generate cash inflows that are largely independent of those from other assets or groups of assets. When the carrying amount of an asset or CGU exceeds its recoverable amount, the asset is considered impaired and is written down to its recoverable amount.

In assessing value in use, the estimated future cash flows are discounted to their present value using a pre-tax discount rate that reflects current market assessments of the time value of money and the risks specific to the asset. In determining net selling price, recent market transactions are taken into account, if available. If no such transactions can be identified, an appropriate valuation model is used.

The Company bases its impairment calculation on detailed budgets and forecast calculations which are prepared separately for each of the Company's cash-generating units to which the individual assets are allocated. These budgets and forecast calculations are generally covering a period of five years. For longer periods, a long-term growth rate is calculated and applied to project future cash flows after the fifth year. To estimate cash flow projections beyond periods covered by the most recent budgets/forecasts, the Company extrapolates cash flow projections in the budget using a steady or declining growth rate for subsequent years, unless an increasing rate can be justified. In any case, this growth rate does not exceed the long-term average growth rate for the products, industries in which the Company operates, or for the market in which the asset is used.

An assessment is made for all assets at each reporting date to determine whether there is an indication that previously recognised impairment losses no longer exist or have decreased. If such indication exists, the Company estimates the asset's or CGU's recoverable amount. A previously recognised impairment loss is reversed only if there has been a change in the assumptions used to determine the asset's recoverable amount since the last impairment loss was recognised. The reversal is limited so that the carrying amount of the asset does not exceed its recoverable amount, nor exceed the carrying amount that would have been determined, net of depreciation, had no impairment loss been recognised for the asset in prior years. Such reversal is recognised in the statement of profit and loss unless the asset is carried at a revalued amount, in which case, the reversal is treated as a revaluation increase.

L. Provisions

Provisions are recognised when the Company has a present obligation (legal or constructive) as a result of a past event, it is probable that an outflow of resources embodying economic benefits will be required to settle the obligation and a reliable estimate can be made of the amount of the obligation. When the Company expects some or all of a provision to be reimbursed, the expense relating to a provision is presented in the statement of profit and loss net of any reimbursement.

If the effect of the time value of money is material, provisions are discounted using a current pre-tax rate that reflects, when appropriate, the risks specific to the liability. When discounting is used, the increase in the provision due to the passage of time is recognised as a finance cost.



Contingent liabilities

A contingent liability is a possible obligation that arises from past events whose existence will be confirmed by the occurrence or non-occurrence of one or more uncertain future events beyond the control of the Company or a present obligation that is not recognized because it is not probable that an outflow of resources will be required to settle the obligation. A contingent liability also arises in extremely rare cases where there is a liability that cannot be recognized because it cannot be measured reliably. The Company does not recognize a contingent liability but discloses its existence in the financial statements.

A contingent asset is not recognised unless it becomes virtually certain that an inflow of economic benefits will arise. When an inflow of economic benefits is probable, contingent assets are disclosed in the financial statements.

Provisions, contingent liabilities and contingent assets are reviewed at each balance sheet date.

M. Retirement and other employee benefits

Defined contribution plans

Retirement benefit in the form of provident fund is a defined contribution scheme. The Company has no obligation, other than the contribution payable to the provident fund. The Company recognizes contribution payable to the provident fund scheme as an expense, when an employee renders the related service. If the contribution payable to the scheme for service received before the balance sheet date exceeds the contribution already paid, the deficit payable to the scheme is recognized as a liability after deducting the contribution already paid. If the contribution already paid exceeds the contribution due for services received before the balance sheet date, then excess is recognized as an asset to the extent that the pre-payment will lead to, for example, a reduction in future payment or a cash refund.

Defined benefit plans

The Company's gratuity benefit scheme is a defined benefit plan. The Company's net obligation in respect of a defined benefit plan is calculated by estimating the amount of future benefit that employees have earned and returned for services in the current and prior periods; that benefit is discounted to determine its present value. The calculation of Company's obligation under the plan is performed annually by a qualified actuary using the projected unit credit method.

The gratuity scheme is administered by third party. Re-measurements of the net defined benefit liability, which comprise actuarial gains and losses, the return on plan assets (excluding interest) and the effect of the asset ceiling (if any, excluding interest), are recognised immediately in the Balance Sheet with a corresponding debit or credit to retained earnings through OCI in the period in which they occur. Remeasurements are not reclassified to profit or loss in subsequent periods.

The Company determines the net interest expense (income) on the net defined liability (assets) for the period by applying the discount rate used to measure the net defined obligation at the beginning of the annual period to the then-net defined benefit liability (asset), taking into account any changes to the defined benefit liability (asset) as a result of contribution and benefit payments. Net interest expense and other expenses related to defined benefit plans are recognised in the statement of profit and loss. The Company recognises gains and losses in the curtailment or settlement of a defined benefit plan when the curtailment or settlement occurs.

When the benefits of a plan are changed or when a plan is curtailed, the resulting change in benefit that relates to past service or the gain or loss on curtailment is recognised in the Statement of Profit and Loss account on the earlier of amendment or curtailment.



Saveera Institute of Medical Sciences Private Limited

CIN: U85100AP2018PTC109004

Notes to the financial statements for the year ended 31 March 2025

(All amounts are in million of Indian Rupees, except share data or unless otherwise stated)

The Company recognises the following changes in the net defined benefit obligation as an expense in the Statement of Profit and Loss:

- Service costs comprising current service costs, past-service costs, gains and losses on curtailments and non-routine settlements; and
- Net interest expense or income

Short term employee benefits

Short term employee benefits are measured on an undiscounted basis and are expensed as the relative service is provided. A liability is recognised for the amount expected to be paid e.g., under short term cash bonus, if the Company has a present legal or constructive obligation to pay this amount as a result of the past service provided by the employee, and the amount of obligation can be estimated reliably.

Compensated Absences

As per the leave encashment policy of the Company, the employees have to utilise their eligible leave during the financial year and lapses at the end of the financial year. Accrual towards compensated absences at the end of the financial year are based on last salary drawn and outstanding leave absence at the end of the financial year.

Accumulated leave, which is expected to be utilized within the next twelve months, is treated as short-term employee benefit. The Company measures the expected cost of such absences as the additional amount that it expects to pay as a result of the unused entitlement that has accumulated at the reporting date. The company recognizes expected cost of short-term employee benefit as an expense, when an employee renders the related service.

The Company treats accumulated leave expected to be carried forward beyond twelve months, as long-term employee benefit for measurement purposes. Such long-term compensated absences are provided for based on the actuarial valuation using the projected unit credit method at the year end. Actuarial gains/losses are immediately taken to the statement of profit and loss and are not deferred. The obligations are presented as current liabilities in the Balance sheet if the entity does not have an unconditional right to defer the settlement for at least twelve months after the reporting date.

N. Financial instruments

A financial instrument is any contract that gives rise to a financial asset of one entity and a financial liability or equity instrument of another entity.

Financial Assets

Initial recognition and measurement

Financial assets are classified, at initial recognition, as subsequently measured at amortised cost, fair value through other comprehensive income (OCI), and fair value through profit or loss. The classification of financial assets at initial recognition depends on the financial asset's contractual cash flow characteristics and the Company's business model for managing them. With the exception of trade receivables that do not contain a significant financing component or for which the Company has applied the practical expedient, the Company initially measures a financial asset at its fair value plus, in the case of a financial asset not at fair value through profit or loss, transaction costs. Trade receivables that do not contain a significant financing component or for which the Company has applied the practical expedient are measured at the transaction price determined under Ind AS 115.



Saveera Institute of Medical Sciences Private Limited

CIN: U85100AP2018PTC109004

Notes to the financial statements for the year ended 31 March 2025

(All amounts are in million of Indian Rupees, except share data or unless otherwise stated)

In order for a financial asset to be classified and measured at amortised cost or fair value through OCI, it needs to give rise to cash flows that are 'solely payments of principal and interest (SPPI)' on the principal amount outstanding. This assessment is referred to as the SPPI test and is performed at an instrument level. Financial assets with cash flows that are not SPPI are classified and measured at fair value through profit or loss, irrespective of the business model.

The Company's business model for managing financial assets refers to how it manages its financial assets in order to generate cash flows. The business model determines whether cash flows will result from collecting contractual cash flows, selling the financial assets, or both. Financial assets classified and measured at amortised cost are held within a business model with the objective to hold financial assets in order to collect contractual cash flows while financial assets classified and measured at fair value through OCI are held within a business model with the objective of both holding to collect contractual cash flows and selling.

Subsequent measurement

On initial recognition, a financial asset is classified as measured at

- Financial assets at amortised cost
- Financial assets at fair value through profit or loss (FVTPL)

Financial assets at amortised cost

A financial asset is measured at amortised cost if it meets both of the following conditions:

- the asset is held within a business model whose objective is to hold assets to collect contractual cash flows; and
- the contractual terms of the financial asset give rise on specified dates to cash flows that are solely payments of principal and interest on the principal amount outstanding.

This category is the most relevant to the Company. After initial measurement, such financial assets are subsequently measured at amortised cost using the effective interest rate (EIR) method. Amortised cost is calculated by taking into account any discount or premium on acquisition and fees or costs that are an integral part of the EIR. The EIR amortisation is included in interest income in the Statement of Profit and Loss. The losses arising from impairment are recognised in the profit or loss. The Company's financial assets at amortised cost includes trade receivables and other current financial assets. For more information on receivables, refer to Note 2.29.

Financial assets at fair value through profit or loss

All financial assets not classified as measured at amortised cost as described above are measured at FVTPL. On initial recognition, the Company may irrevocably designate a financial asset that otherwise meets the requirements to be measured at amortised cost at FVTPL if doing so eliminates or significantly reduces an accounting mismatch that would otherwise arise.

Derecognition

The Company derecognises a financial asset when the contractual rights to the cash flows from the financial asset expire, or it transfers the rights to receive the contractual cash flows in a transaction in which substantially all of the risks and rewards of ownership of the financial asset are transferred or in which the Company neither transfers nor retains substantially all of the risks and rewards of ownership and does not retain control of the financial asset.



Saveera Institute of Medical Sciences Private Limited

CIN: U85100AP2018PTC109004

Notes to the financial statements for the year ended 31 March 2025

(All amounts are in million of Indian Rupees, except share data or unless otherwise stated)

If the Company enters into transactions whereby it transfers assets recognised on its balance sheet but retains either all or substantially all of the risks and rewards of the transferred assets, the transferred assets are not derecognised. The transferred asset and the associated liability are measured on a basis that reflects the rights and obligations that the Company has retained.

Continuing involvement that takes the form of a guarantee over the transferred asset is measured at the lower of the original carrying amount of the asset and the maximum amount of consideration that the company could be required to repay.

Impairment of financial assets

In accordance with Ind AS 109, the Company applies expected credit loss (ECL) model for measurement and recognition of impairment loss on the following financial assets and credit risk exposure:

- Financial assets that are debt instruments, and are measured at amortized cost e.g., loans, debt securities, deposits, trade receivables and bank balance.
- Trade receivables or any contractual right to receive cash or another financial asset that result from transactions that are within the scope of Ind AS 115.

ECL is the difference between all contractual cash flows that are due to the company in accordance with the contract and all the cash flows that the entity expects to receive (i.e., all cash shortfalls), discounted at the original EIR.

For trade receivables and contract assets, the Company applies a simplified approach in calculating ECLs. Therefore, the Company does not track changes in credit risk, but instead recognises a loss allowance based on lifetime ECLs at each reporting date. The Company has established a provision matrix that is based on its historical credit loss experience, adjusted for forward-looking factors specific to the debtors and the economic environment.

For recognition of impairment loss on other financial assets and risk exposure, the Company determines that whether there has been a significant increase in the credit risk since initial recognition. If credit risk has not increased significantly, 12-month ECL is used to provide for impairment loss. However, if credit risk has increased significantly, lifetime ECL is used. If, in a subsequent period, credit quality of the instrument improves such that there is no longer a significant increase in credit risk since initial recognition, then the entity reverts to recognizing impairment loss allowance based on 12-month ECL.

The Company considers that there has been a significant increase in credit risk when contractual payments are more than 30 days past due.

The Company considers a financial asset to be in default when internal or external information indicates that the Company is unlikely to receive the outstanding contractual amounts in full before taking into account any credit enhancements held by the Company. A financial asset is written off when there is no reasonable expectation of recovering the contractual cash flows.

Lifetime ECL are the expected credit losses resulting from all possible default events over the expected life of a financial instrument. The 12-month ECL is a portion of the lifetime ECL which results from default events that are possible within 12 months after the reporting date.



Saveera Institute of Medical Sciences Private Limited

CIN: U85100AP2018PTC109004

Notes to the financial statements for the year ended 31 March 2025

(All amounts are in million of Indian Rupees, except share data or unless otherwise stated)

ECLs are recognised in two stages. For credit exposures for which there has not been a significant increase in credit risk since initial recognition, ECLs are provided for credit losses that result from default events that are possible within the next 12-months (a 12-month ECL). For those credit exposures for which there has been a significant increase in credit risk since initial recognition, a loss allowance is required for credit losses expected over the remaining life of the exposure, irrespective of the timing of the default (a lifetime ECL).

Financial liabilities

Initial recognition and measurement

Financial liabilities are classified, at initial recognition, as financial liabilities at fair value through profit or loss, loans and borrowings, payables, as appropriate. All financial liabilities are recognised initially at fair value and, in the case of loans and borrowings and payables, net of directly attributable transaction costs. The Company's financial liabilities include trade and other payables, loans and borrowings including bank overdrafts and financial guarantee contracts.

Subsequent measurement

For purposes of subsequent measurement, financial liabilities are classified in two categories:

- Financial liabilities at fair value through profit or loss
- Financial liabilities at amortised cost (loans and borrowings)

Financial liabilities at fair value through profit or loss

Financial liabilities at fair value through profit or loss include financial liabilities held for trading and financial liabilities designated upon initial recognition as at fair value through profit or loss.

Financial liabilities designated upon initial recognition at fair value through profit or loss are designated as such at the initial date of recognition, and only if the criteria in Ind AS 109 are satisfied. For liabilities designated as FVTPL, fair value gains/ losses attributable to changes in own credit risk are recognized in OCI. These gains/

losses are not subsequently transferred to Statement of Profit and Loss. However, the company may transfer the cumulative gain or loss within equity. All other changes in fair value of such liability are recognised in the Statement of Profit and Loss. The Company has not designated any financial liability as at fair value through profit or loss.

Financial instruments are classified as a liability or equity components based on the terms of the contract and in accordance with Ind AS 32 (Financial instruments: Presentation). Financial instrument issued by the Company classified as equity is carried at its transaction value and shown within "equity". Financial instrument issued by the Company classified as liability is initially recognised at fair value (issue price). Subsequent to initial recognition, such Financial instrument is fair valued through the statement of profit or loss.

On modification of Financial instrument from liability to equity, the Financial instrument is recorded at the fair value of Financial instrument classified as equity and the difference in fair value is recorded as a gain/ loss on modification in the Statement of Profit and Loss.

Financial liabilities at amortised cost (loans and borrowings)

This is the category most relevant to the Company. After initial recognition, interest-bearing loans and borrowings are subsequently measured at amortised cost using the EIR method. Gains and losses are recognised in profit or loss when the liabilities are derecognised as well as through the EIR amortisation process.



Saveera Institute of Medical Sciences Private Limited

CIN: U85100AP2018PTC109004

Notes to the financial statements for the year ended 31 March 2025

(All amounts are in million of Indian Rupees, except share data or unless otherwise stated)

Amortised cost is calculated by taking into account any discount or premium on acquisition and fees or costs that are an integral part of the EIR. The EIR amortisation is included as finance costs in the statement of profit and loss. This category generally applies to borrowings.

Financial guarantee contracts

Financial guarantee contracts issued by the Company are those contracts that require a payment to be made to reimburse the holder for a loss it incurs because the specified debtor fails to make a payment when due in accordance with the terms of a debt instrument. Financial guarantee contracts are recognised initially as a liability at fair value, adjusted for transaction costs that are directly attributable to the issuance of the guarantee. Subsequently, the liability is measured at the higher of the amount of loss allowance determined as per impairment requirements of Ind AS 109 and the amount recognised less, when appropriate, the cumulative amount of income recognised in accordance with the principles of Ind AS 115.

Offsetting of financial instruments

Financial assets and financial liabilities are offset and the net amount is reported in the balance sheet if there is a currently enforceable legal right to offset the recognised amounts and there is an intention to settle on a net basis, to realise the assets and settle the liabilities simultaneously.

Derecognition

A financial liability is derecognised when the obligation under the liability is discharged or cancelled or expires. When an existing financial liability is replaced by another from the same lender on substantially different terms, or the terms of an existing liability are substantially modified, such an exchange or modification is treated as the derecognition of the original liability and the recognition of a new liability. The difference in the respective carrying amounts is recognised in the statement of profit and loss.

O. Preference Shares

0.001% cumulative optionally convertible redeemable preference shares ("COCRPS") are accounted as equity component based on the terms of the contract. The proceeds are included in the equity since shares met Ind AS 32 criteria for fixed to fixed classification. Transaction costs are deducted from equity, net of associated income tax. The carrying amount of the conversion option is not measured in subsequent years.

P. Cash and cash equivalents

Cash and cash equivalent in the balance sheet comprise cash at banks and on hand and short-term deposits with an original maturity of three months or less, that are readily convertible to a known amount of cash and subject to an insignificant risk of changes in value.

Q. Earnings per share

The basic earnings per share is computed by dividing the net profit attributable to equity shareholders for the period by the weighted average number of equity shares outstanding during the year.

Diluted EPS amounts are calculated by dividing the profit attributable to equity shareholders of Company by the weighted average number of Equity shares outstanding during the year plus the weighted average number of Equity shares that would be issued on conversion of all the dilutive potential Equity shares into Equity shares.



Saveera Institute of Medical Sciences Private Limited

CIN: U85100AP2018PTC109004

Notes to the financial statements for the year ended 31 March 2025

(All amounts are in million of Indian Rupees, except share data or unless otherwise stated)

R. Segment reporting

Operating segments are reported in a manner consistent with the internal reporting provided to the chief operating decision maker. The Board of Directors is responsible for allocating resources and assessing performance of the operating segments and accordingly is identified as the chief operating decision maker.

1.4 Climate – related matters

The Company considers climate-related matters in estimates and assumptions, where appropriate. This assessment includes a wide range of possible impacts on the Company due to both physical and transition risks. Even though climate-related risks might not currently have a significant impact on measurement, the Company is closely monitoring relevant changes and developments.



2.1 (a) Property, plant and equipment ('PPE')

Particulars	Freehold land	Buildings	Medical equipment	Plant and machinery	Office equipment	Electrical equipment	Computers	Furniture and fixtures	Vehicles	Total of property, plant and equipment
Gross carrying amount										
Balance as at 1 April 2023	10	276	281	27	10	26	18	21	2	671
Additions	181	-	16	-	3	2	2	2	-	206
D disposals	-	-	-	-	-	-	-	-	-	-
Balance as at 31 March 2024	191	276	297	27	13	28	20	23	2	877
Balance as at 01 April 2024	191	276	297	27	13	28	20	23	2	877
Additions	2	-	58	13	1	3	1	0	-	78
D disposals	-	-	(10)	-	-	0	-	-	-	(10)
Balance as at 31 March 2025	193	276	345	40	14	31	21	23	2	945
Accumulated depreciation										
Balance as at 1 April 2023	-	21	98	9	8	12	13	10	1	172
Depreciation charge for the year	-	5	25	2	1	3	4	3	0	43
D disposals	-	-	-	-	-	-	-	-	-	-
Balance as at 31 March 2024	-	26	123	11	9	15	17	13	1	215
Balance as at 1 April 2024	-	26	123	11	9	15	17	13	1	215
Depreciation charge for the year	-	5	29	3	1	3	2	3	0	46
D disposals	-	-	(5)	-	-	-	-	-	-	(5)
Balance as at 31 March 2025	-	31	147	14	10	18	19	16	1	256
Net Book Value										
At 31 March 2024	191	250	174	16	4	13	3	10	1	662
At 31 March 2025	193	245	198	26	4	13	2	7	1	689

Notes:

- The title deeds of immovable properties are held in the name of the Company and the Company does not have any investment property.
- The Company has not revealed any of its Property, Plant and Equipment during the year.
- Refer note 2.9 for details of assets pledged as security.



Saveera Institute of Medical Sciences Private Limited

CIN: U85100AP2018PTC109004

Notes to the financial statements for the year ended 31 March 2025

(All amounts are in million of Indian Rupees, except share data or unless otherwise stated)

2.1 (b) Other intangible assets

Particulars	Software	Brand	Non compete	Total
Cost (gross carrying amount)				
Balance as at 1 April 2023	8	13	28	49
Additions	3	-	-	3
Disposals	-	-	-	-
Balance as at 31 March 2024	11	13	28	52
Balance as at 1 April 2024	11	13	28	52
Additions	2	-	-	2
Disposals	-	-	-	-
Balance as at 31 March 2025	13	13	28	54
Accumulated amortisation				
Balance as at 1 April 2023	4	12	25	41
Amortisation charge for the year	2	1	3	6
Disposals	-	-	-	-
Balance as at 31 March 2024	6	13	28	47
Balance as at 1 April 2024	6	13	28	47
Amortisation charge for the year	2	-	-	2
Disposals	-	-	-	-
Balance as at 31 March 2025	8	13	28	49
Net book value				
At 31 March 2024	5	-	-	5
At 31 March 2025	5	-	-	5

2.1(c) Capital Work in Progress

	As at 31 March 2025	As at 31 March 2024
Gross Carrying amount		
Balance as at beginning of the year	54	5
Additions	356	52
Capitalised during the year	-	(3)
Balance as at end of the year	410	54

i) For capital work in progress, ageing Schedule as at 31 March 2025

CWIP	Amount in CWIP for a period of				Total
	< 1 year	1-2 years	2-3 years	More than 3 years	
-Projects in Progress	356	52	0	2	410
-Projects temporarily suspended	-	-	-	-	-
Total	356	52	0	2	410

ii) For capital work in progress, ageing Schedule as at 31 March 2024

CWIP	Amount in CWIP for a period of				Total
	< 1 year	1-2 years	2-3 years	more than 3 years	
-Projects in Progress	52	0	2	-	54
-Projects temporarily suspended	-	-	-	-	-
Total	52	0	2	-	54

There are no capital work in progress projects, whose completion is overdue or has exceed its cost compared to its original plan as at 31 March 2025 and 31 March 2024.

The construction of hospital building is financed through borrowings taken by the company.

The amount of borrowing cost capitalised during the year ended 31 March 2025 was Rs. 11 (31 March 2024: 0). The rate used to determine the amount of borrowing costs eligible for capitalisation was 8.60% (31 March 2024: NA), which is effective interest rate of the specific borrowing.



Saveera Institute of Medical Sciences Private Limited

CIN: U85100AP2018PTC109004

Notes to the financial statements for the year ended 31 March 2025

(All amounts are in million of Indian Rupees, except share data or unless otherwise stated)

	As at 31 March 2025	As at 31 March 2024
2.2 Other financial assets (at amortised cost) (unsecured, considered good)		
(a) Non-current		
-To parties other than related parties		
Bank deposits due to mature after 12 months of reporting date*	6	1
Interest accrued on bank deposits	0	0
Security deposits	7	6
Total	13	7
* Includes Rs.6 (31 March 2024: Rs.1) deposits placed which are restrictive in nature as they pertain to bank guarantee. These guarantees are maturing after 12 months of the reporting date.		
(b) Current		
-To parties other than related parties		
Unbilled revenue (refer note 2.32)	7	12
Interest accrued on bank deposits	-	0
Security deposits	0	1
	7	13
-To related parties		
Other receivables (Refer note 2.24)	9	9
Total	16	22
2.3 (a) Other non-current assets (unsecured, considered good)		
Capital advances	145	51
Prepaid expenses	1	2
Total	146	53
2.3 (b) Other current assets		
Advance to suppliers	1	4
Prepaid expenses	2	3
Staff advances	1	2
Total	4	9
2.4 Inventories (Valued at lower of cost or net realisable value)		
Medical consumables, drugs and surgical instruments	17	28
Total	17	28

Inventories are hypothecated against the loans taken by the company from banks and financial institutions. Refer note 2.9 for details. The quarterly returns or statements of the current assets filed by the company with banks or financial institutions are in agreement with the books of accounts.



2.5

Trade receivables (at amortised cost)

Unsecured

Trade receivables - Considered good - Unsecured
Less: Allowance for expected credit loss

As at	As at
31 March 2025	31 March 2024
349	270
(14)	(10)
335	260

Trade receivables - credit impaired - unsecured
Less: Allowance for credit impairment

As at	As at
31 March 2025	31 March 2024
-	-
335	260

Total Trade receivables

No trade or other receivable are due from directors or other officers of the Company either severally or jointly with any other person, nor any trade or other receivable are due from firms or private companies respectively in which any director is a partner, a director or a member.

Trade receivables are non-interest bearing and generally on terms of 30 to 90 days.

Trade Receivables ageing schedule as on 31 March 2025

Particulars	Current but Not due	Outstanding for following periods from due date of payment				Total
		Less than 6 months	6 months - 1 year	1-2 years	2-3 years	
(i) Undisputed Trade receivables-considered good	112	201	30	3	1	349
(ii) Undisputed Trade receivables-significant increase in credit risk	-	-	-	-	2	-
(iii) Undisputed Trade receivables-credit impaired	-	-	-	-	-	-
(iv) Disputed Trade receivables-considered good	-	-	-	-	-	-
(v) Disputed Trade receivables-significant increase in credit risk	-	-	-	-	-	-
(vi) Disputed Trade receivables-credit impaired	-	-	-	-	-	-
Total						349

Less : Allowance for expected credit loss

Balance at the end of the year

349
(14)
335

Trade Receivables ageing schedule as on 31 March 2024

Particulars	Current but Not due	Outstanding for following periods from due date of payment				Total
		Less than 6 months	6 months - 1 year	1-2 years	2-3 years	
(i) Undisputed Trade receivables-considered good	96	158	10	4	1	270
(ii) Undisputed Trade receivables-significant increase in credit risk	-	-	-	-	-	-
(iii) Undisputed Trade receivables-credit impaired	-	-	-	-	-	-
(iv) Disputed Trade receivables-considered good	-	-	-	-	-	-
(v) Disputed Trade receivables-significant increase in credit risk	-	-	-	-	-	-
(vi) Disputed Trade receivables-credit impaired	-	-	-	-	-	-
Total						270

Less : Allowance for expected credit loss

Balance at the end of the year

270
(10)
260



Saveera Institute of Medical Sciences Private Limited

CIN: U85100AP2018PTC109004

Notes to the financial statements for the year ended 31 March 2025

(All amounts are in million of Indian Rupees, except share data or unless otherwise stated)

2.6 Cash and bank balances

a) Cash and cash equivalents

Cash on hand

Balances with banks

- in current accounts

Total

	As at 31 March 2025	As at 31 March 2024
Cash on hand	1	3
Balances with banks - in current accounts	0	0
Total	1	3

b) Changes in liabilities arising from financing activities

Particulars	1 April 2024	Cash flows	31 March 2025
Current borrowings	66	(3)	63
Long term borrowings (including current maturities)	679	372	1,051
Total liabilities from financing activities	745	369	1,114
Particulars	1 April 2023	Cash flows	31 March 2024
Current borrowings	30	36	66
Long term borrowings (including current maturities)	535	144	679
Total liabilities from financing activities	565	180	745

2.7 Non-current tax assets (net)

Advance tax (net of provision for taxation)

Total

	As at 31 March 2025	As at 31 March 2024
Advance tax (net of provision for taxation)	14	15
Total	14	15



Saveera Institute of Medical Sciences Private Limited
CIN: U85100AP2018PTC109004
Notes to the financial statements for the year ended 31 March 2025
(All amounts are in million of Indian Rupees, except share data or unless otherwise stated)

2.8 (a) Equity share capital

Authorised
10,000 (31 March 2024: 10,000) equity shares of INR 10 each

Issued, subscribed and paid-up
10,000 (31 March 2024: 10,000) equity shares of INR 10 each, fully paid-up

	As at 31 March 2025	As at 31 March 2024
Authorised	0	0
Issued, subscribed and paid-up	0	0
	0	0

i) Reconciliation of number of shares outstanding at the beginning and at the end of the year:

Particulars	As at 31 March 2025		As at 31 March 2024	
	Number of shares	Amount	Number of shares	Amount
At the commencement of the year	10,000	0	10,000	0
Add: Shares issued during the year	-	-	-	-
Shares outstanding at the end of the year	10,000	0	10,000	0

ii) Rights, preferences and restrictions attached to equity shares :

The Company has only one class of equity shares having par value of Rs. 10 per share. Each equity share holder is entitled to one vote per equity share held. In the event of liquidation of the company, the holders of equity shares will be entitled to receive remaining assets of the company, after distribution of all preferential amounts. The distribution will be in proportion to the number of equity shares held by the shareholders.

iii) Particulars of shareholders holding more than 5% equity shares of Rs.10 each, fully paid up:

Name of shareholder	As at 31 March 2025		As at 31 March 2024	
	Number of shares	% of Holding	Number of shares	% of Holding
Krishna Institute of Medical Sciences Ltd	7,650	77%	7,650	77%
S V, Kishore Reddy	1,115	11%	1,115	11%
Yelakala Surendra Reddy	668	7%	668	7%

iv) Shares of the Company held by holding company

Name of shareholder	As at 31 March 2025		As at 31 March 2024	
	Number of shares	Amount	Number of shares	Amount
Krishna Institute of Medical Sciences Limited	7,650	0	7,650	0

v) The Company has not issued bonus shares during the period of five years immediately preceding the reporting period.

vi) The Company has not bought back any shares during the period of five years immediately preceding the reporting period.

vii) Details of shares held by Promoters *

As at 31 March 2025

S. No.	Particulars	Promoter name	No of shares at beginning of the year	Change during the year	No of shares at end of the year	% of total shares	% change during the year
1	Equity shares of Rs. 10 each fully paid	Krishna Institute of Medical Sciences Limited	7,650	-	7,650	77%	0%
2	Equity shares of Rs. 10 each fully paid	Veera Kishore Reddy sanc	1,115	-	1,115	11%	0%
3	Equity shares of Rs. 10 each fully paid	Yelakala Surendra Reddy	668	-	668	7%	0%
Total			9,433	-	9,433	94%	0%

As at 31 March 2024

S. No.	Particulars	Promoter name	No of shares at beginning of the year	Change during the year	No of shares at end of the year	% of total shares	% change during the year
1	Equity shares of Rs. 10 each fully paid	Krishna Institute of Medical Sciences Limited	7,650	-	7,650	77%	0%
2	Equity shares of Rs. 10 each fully paid	Veera Kishore Reddy sanc	1,115	-	1,115	11%	0%
3	Equity shares of Rs. 10 each fully paid	Yelakala Surendra Reddy	668	-	668	7%	0%
Total			9,433	-	9,433	94%	0%

* Promoters are as per the annual return filed by the Company.



Saveera Institute of Medical Sciences Private Limited
CIN: U85100AP2018PTC109004
Notes to the financial statements for the year ended 31 March 2025
(All amounts are in million of Indian Rupees, except share data or unless otherwise stated)

2.8 (b) Instruments entirely equity in nature

	As at 31 March 2025	As at 31 March 2024
Authorised		
30,990,000 (31 March 2024: 30,990,000) preference shares of INR 10 each	310	310
Issued, subscribed and paid-up		
30,990,000 (31 March 2024: 30,990,000), 0.001% cumulative optionally convertible redeemable preference shares of INR 10 each, fully paid-up	310	310
	310	310

i) Reconciliation of number of shares outstanding at the beginning and at the end of the year:

Particulars	As at 31 March 2025		As at 31 March 2024	
	Number of shares	Amount	Number of shares	Amount
At the commencement of the year	3,09,90,000	310	3,09,90,000	310
Shares issued during the year	-	-	-	-
Shares outstanding at the end of the year	3,09,90,000	310	3,09,90,000	310

ii) Rights, preferences and restrictions attached to preference shares:

COCRPS were issued at par on 19 March 2019 to its parent company, Krishna Institute of Medical Sciences Limited. COCRPS carry a cumulative dividend rate of 0.001% p.a. COCRPS have a preferential right of dividend over equity shareholders. Following are the terms and conditions:

A. The COCRPS can be converted into 30,990,000 equity shares of Rs. 10/- each at par (i.e. each COCRPS shall be converted into 1 (one) Equity Share of the Company at any time after the 7th year but before 10th year from the date of issuance and allotment of the COCRPS at the sole option of the Company supported by the resolution passed by all the Directors unanimously in a Board Meeting and approval by all the shareholders (Equity) in a General Meeting.

B. The COCRPS will be redeemable (in multiple tranches or single tranche) at the option of the Company by way of (i) conversion of COCRPS after 7th year but before 10th year from the date of issuance and allotment of the COCRPS based on the valuation certificate obtained from the Chartered Accountant or Merchant Banker as the case may be or (ii) payment after 2nd year but before the end of 10th year from the date of issuance. The COCRPS will only be redeemed at par i.e. at which such COCRPS are issued (i.e. INR 10 per COCRPS aggregating to INR 309,900,000), and no other premium will be payable at the time of redemption. However, accumulated dividend will be paid before redemption.

iii) Particulars of shareholders holding more than 5% shares

Name of shareholder	As at 31 March 2025		As at 31 March 2024	
	Number of shares	% of Holding	Number of shares	% of Holding
Krishna Institute of Medical Sciences Limited	3,09,90,000	100%	3,09,90,000	100%

(iv) Details of shares held by Promoters *

As at 31 March 2025

S. No.	Particulars	Promoter name	No of shares at beginning of the year	Change during the year	No of shares at end of the year	% of total shares	% change during the year
1	Preference shares of Rs. 10 each fully paid	Krishna Institute of Medical Sciences Limited	3,09,90,000	-	3,09,90,000	100%	0%
Total			3,09,90,000	-	3,09,90,000	100%	0%

* Promoters are as per the shareholding pattern.

As at 31 March 2024

S. No.	Particulars	Promoter name	No of shares at beginning of the year	Change during the year	No of shares at end of the year	% of total shares	% change during the year
1	Preference shares of Rs. 10 each fully paid	Krishna Institute of Medical Sciences Limited	3,09,90,000	-	3,09,90,000	100%	0%
Total			3,09,90,000	-	3,09,90,000	100%	0%

* Promoters are as per the shareholding pattern.

2.8 (c) Other equity

Capital contribution (refer note (ii) below)

Balance as per last financial statements

Movement during the year

Closing balance

Retained earnings (refer note (i) below)

Balance as per last financial statements

Add: Profit for the year

Add: Other comprehensive (loss) for the year

Closing balance

Total other equity

Nature and purpose of reserves:

(i) Retained earnings

Retained earnings are the profits/losses (net of appropriations) of the Company earned till date, including items of other comprehensive income.

(ii) Capital contribution

Financial guarantee contracts in relation to loans or other payables, if provided for no compensation by the shareholder, are accounted as capital contribution measured at fair value of such guarantee.



	As at 31 March 2025	As at 31 March 2024
Capital contribution (refer note (ii) below)		
Balance as per last financial statements	43	43
Movement during the year	-	-
Closing balance	43	43
Retained earnings (refer note (i) below)		
Balance as per last financial statements	61	(12)
Add: Profit for the year	84	74
Add: Other comprehensive (loss) for the year	(11)	(11)
Closing balance	144	61
Total other equity	187	104

Saveera Institute of Medical Sciences Private Limited

CIN: U85100AP2018PTC109004

Notes to the financial statements for the year ended 31 March 2025

(All amounts are in million of Indian Rupees, except share data or unless otherwise stated)

2.9 Borrowings (at amortised cost)

	As at 31 March 2025	As at 31 March 2024
(a) Non-current borrowings (Secured)		
Term loans from bank		
- HDFC Bank Limited (refer note (a), (b) & (c) below)	893	535
Total loans from bank (A)	893	535
Unsecured		
Loan from related party (refer note (d) below)	107	131
Total unsecured loans (B)	107	131
Total non-current borrowings (A+B)	1,000	666
(b) Current borrowings (Secured)		
Working capital loans from banks (refer note (c) below)	63	66
Current maturity of long term borrowings		
- HDFC Bank Limited (refer note (a), (b) & (c) below)	27	13
Total loans from bank (A)	90	79
Unsecured		
Loan from related party (refer note (d) below)	24	-
Total unsecured loans (B)	24	-
Total current borrowings (A+B)	114	79

Notes:

a) HDFC Bank - Term loan Facility-1 with closing balance of Rs. 500 (31 March 2024: Rs.514) is secured by first and exclusive charge on movable fixed assets and current assets of the Company (both present and future) and equitable mortgage on the land and building owned by the Company situated at Anantapur and a vacant piece of land adjacent to the existing hospital. Further the loan is secured by personal guarantee given by one of the directors. The loan is repayable in 120 structured monthly instalments and carries an interest rate of Repo rate + 1.72% p.a (31 March 2024: 3 month T-Bill + 2.00% p.a).

b) HDFC Bank - Term loan Facility-2 with closing balance of Rs. 338 (31 March 2024: Rs.34) is secured by first and exclusive charge on the entire fixed assets and current assets of the Company (both present and future) and extension of mortgage on land and building owned by the Company situated at Anantapur and a vacant piece of land adjacent to the existing hospital. Further the loan is secured by personal guarantee given by one of the directors. The loan is repayable in 96 structured monthly instalments and carries an interest rate of Repo rate + 2.10% p.a. (31 March 2024: 3 month T-Bill + 1.31% p.a).

c) HDFC Bank - Term loan Facility-3 with closing balance of Rs. 82 (31 March 2024: Rs.Nil) is secured by exclusive charge on current assets, charge on fixed assets, charge on the hospital land and building owned by the Company situated at Anantapur and a vacant piece of land adjacent to the existing hospital. The loan is repayable in 93 monthly instalments and carries an interest rate of Repo rate + 2.10% p.a. (31 March 2024: Nil).

d) Unsecured loan from related parties as at 31 March, 2025 represents loans obtained from its holding company i.e., Krishna Institute of Medical Sciences Limited (KIMS) carrying an interest rate of 12% p.a. (31 March 2024: Bank floating interest rate). The loan has repayment tenure of 60 months after having initial moratorium of 24 months.

e) Secured working capital loan represents overdraft facility from HDFC Bank Limited. The loan is secured by first and exclusive charge on moveable and immoveable assets, current assets of the Company and equitable mortgage on the property owned by the Company situated at Sy no.155, D.No.1-1348,NH 44, Rudrampet Panchayat, Sri Nagar Colony extension, Near Ayyappa Swamy Temple, Anantapur-515004. Further, the loan is secured by personal guarantee given by one of the directors. The loan carries an interest rate of 3 month T-Bill + 1.77% p.a (31 March 2024: 3 month T-Bill + 1.77% p.a).

f) The Company has been sanctioned working capital limits in excess of Rs. five crores in aggregate from banks during the year on the basis of security of current assets of the Company. The quarterly returns or statements of the current assets filed by the company with banks are in agreement with the books of accounts.



Saveera Institute of Medical Sciences Private Limited

CIN: U85100AP2018PTC109004

Notes to the financial statements for the year ended 31 March 2025

(All amounts are in million of Indian Rupees, except share data or unless otherwise stated)

	As at 31 March 2025	As at 31 March 2024
2.10 Other financial liabilities (at amortised cost)		
(a) Non-current		
Capital creditors*	11	0
Interest accrued but not due on borrowings**	-	9
Total	11	9
* Includes retention money of Rs. 11 (31 March 2024: Rs. 0)		
(b) Current		
Capital creditors	67	13
Employee related liabilities**	24	27
Interest accrued but not due on borrowings**	27	4
Total	118	44
**Includes payables to related parties (refer note 2.24)		

2.11 Non-current provisions

Provision for employee benefits

Gratuity (refer note 2.23)

Total

	5	3
Total	5	3

2.12 Trade payables (at amortised cost)

Trade payables

- total outstanding dues of micro and small enterprises (refer note 2.27)

- total outstanding dues of creditors other than micro and small enterprises

Total

	8	31
	135	110
Total	143	141

The above includes payable to related parties (refer note 2.24)

Trade payables are non-interest bearing and are normally settled on 30-90 day terms.

Trade Payable Ageing Schedule as on 31 March 2025

Particulars	Current but No due	Outstanding for following periods from invoice date				Total
		< 1 year	1-2 years	2-3 years	More than 3 years	
(i) Total outstanding dues of micro enterprises and small enterprises	2	6	-	-	-	8
(ii) Total outstanding dues of creditors other than micro enterprises and small enterprises	53	58	8	3	13	135
(iii) Disputed dues of micro enterprises and small enterprises	-	-	-	-	-	-
(iv) Disputed dues of creditors other than micro enterprises and small enterprises	-	-	-	-	-	-

Balance at the end of the year

143

Trade Payable Ageing Schedule as on 31 March 2024

Particulars	Current but No due	Outstanding for following periods from invoice date				Total
		< 1 year	1-2 years	2-3 years	More than 3 years	
(i) Total outstanding dues of micro enterprises and small enterprises	15	16	-	-	-	31
(ii) Total outstanding dues of creditors other than micro enterprises and small enterprises	65	33	1	11	-	110
(iii) Disputed dues of micro enterprises and small enterprises	-	-	-	-	-	-
(iv) Disputed dues of creditors other than micro enterprises and small enterprises	-	-	-	-	-	-

Balance at the end of the year

141

2.13 Current provisions

Provision for employee benefits

Compensated absences

Total

	11	9
Total	11	9

2.14 Other current liabilities

Statutory dues

Contract liabilities (refer note 2.32)

Total

	6	5
	1	3
Total	7	8



Saveera Institute of Medical Sciences Private Limited

CIN: U85100AP2018PTC109004

Notes to the financial statements for the year ended 31 March 2025

(All amounts are in million of Indian Rupees, except share data or unless otherwise stated)

	For the year ended 31 March 2025	For the year ended 31 March 2024
2.15 Revenue from operations		
A Revenue from contract with customers		
Revenue from medical and healthcare services (refer note 2.32)		
Revenue from hospital services	748	614
Revenue from pharmacy	373	451
Total	1,121	1,065
B Other operating income		
Income from academic courses	1	1
Total	1	1
Total revenue from operations (A+B)	1,122	1,066
2.16 Other income		
Interest income on:		
- fixed deposits	0	0
- income tax refunds	1	-
Other non operating income:		
- Rental income	1	1
- Miscellaneous Income	2	2
Total	4	3



Saveera Institute of Medical Sciences Private Limited

CIN: U85100AP2018PTC109004

Notes to the financial statements for the year ended 31 March 2025

(All amounts are in million of Indian Rupees, except share data or unless otherwise stated)

	For the year ended 31 March 2025	For the year ended 31 March 2024
2.17 Decrease/(increase) in inventories of medical consumables, drugs and surgical instruments		
Opening stock	28	19
Less: Closing stock	(17)	(28)
Total	11	(9)
2.18 Employee benefits expense		
Salaries, wages and bonus	226	211
Contribution to provident and other funds (Refer note 2.23)	19	15
Staff welfare expenses	4	3
Total	249	229
2.19 Finance costs		
Interest from banks		
- term loans	43	44
- other loans	7	3
Interest on loan from related parties (Refer note 2.24)	16	10
Total	66	57
2.20 Depreciation and amortisation expense		
Depreciation of property, plant and equipment (refer note 2.1(a))	46	43
Amortisation of intangible assets (refer note 2.1(b))	2	6
Total	48	49
2.21 Other expenses		
Consultancy charges	242	218
House keeping expenses	11	10
Power and fuel	24	30
Catering and patient welfare expenses	18	18
Rent	4	5
Repairs and maintenance		
- Medical equipment	19	19
- Hospital building and others	20	17
Printing and stationery	7	6
Audit fee (Refer note A)	1	1
Professional and Legal Fee	3	4
Rates and taxes	1	1
Traveling and conveyance	3	5
Advertisement expense	23	22
Expected credit loss for trade receivables (net of bad debts)	4	1
Insurance	1	1
Contributions towards Corporate Social Responsibility (Refer Note 2.30)	2	1
Loss on sale of property, plant and equipment	5	-
Bank charges	2	2
Director sitting fee (Refer note 2.24)	0	0
Miscellaneous expenses	6	5
Total	396	366

Note A: Payment to auditors (excluding applicable taxes)

Particulars	For the year ended 31 March 2025	For the year ended 31 March 2024
Audit fee	1	1
Out of pocket expenses	0	0



Saveera Institute of Medical Sciences Private Limited

CIN: U85100AP2018PTC109004

Notes to the financial statements for the year ended 31 March 2025

(All amounts are in million of Indian Rupees, except share data or unless otherwise stated)

2.22 Contingent liabilities and commitments

(a) Commitments

Particulars	As at	As at
	31 March 2025	31 March 2024
i) Estimated amount of contracts remaining to be executed on capital account and not provided for (net of advances)	818	304

(b) Contingent liabilities

Particulars	As at	As at
	31 March 2025	31 March 2024
Claims against the company not acknowledged as debts in respect of:		
i) Medical claims (gross, excluding interest/costs) (Refer note (A) below)	-	6

Notes:

(A) Based on the final decision received and the closure of related proceedings, no further obligations remain with respect to the previous year matter. Accordingly, no amount is disclosed under contingent liabilities as at 31 March 2025.



Saveera Institute of Medical Sciences Private Limited

CIN: U85100AP2018PTC109004

Notes to the financial statements for the year ended 31 March 2025

(All amounts are in million of Indian Rupees, except share data or unless otherwise stated)

2.23 Employee benefits

(i) Defined benefit plan

The Company operates post-employment defined benefit plan that provides for gratuity. The Company accrues gratuity as per the provisions of the payment of Gratuity Act, 1972 as applicable as at the balance sheet date. The gratuity plan entitles an employee, who has rendered at least five years of continuous services, to receive one-half month's salary for each year of completed services at the time of retirement/exit. The gratuity fund is administered by trust formed for this purpose and is managed by Life Insurance Corporation of India. The Company's obligation in respect of gratuity plan, which is a defined benefit plan is provided for based on actuarial valuation carried out by an independent actuary using the projected unit credit method.

A Based on the actuarial valuation obtained in this respect, the following table sets out the status of the gratuity plan and the amounts recognised in the Company's financial statements as at the balance sheet date:

Particulars	As at 31 March 2025	As at 31 March 2024
Defined benefit obligations liability	15	10
Plan assets	10	7
Net defined benefit liability	5	3
Non-current	5	3
Current	-	-

B Reconciliation of net defined benefit (assets)/liability

The following table shows a reconciliation from the opening balances to the closing balances for net defined benefit obligation, plan assets and its components.

i) Reconciliation of present value of defined benefit obligation

Particulars	As at 31 March 2025	As at 31 March 2024
Defined benefit obligation as at beginning of the year	10	7
Current service cost	3	2
Interest cost	1	(0)
Actuarial losses/(gains) recognised in other comprehensive income		
- Changes in demographic assumptions	-	-
- Changes in financial assumptions	0	0
- experience changes	1	1
Benefits paid	(1)	0
Liabilities assumed	1	-
Defined benefit obligation as at balance sheet date	15	10

ii) Reconciliation to fair value of plan assets

Particulars	As at 31 March 2025	As at 31 March 2024
Plan assets at beginning of the year	7	5
Contributions paid into the plan	3	2
Return on plan assets	1	0
Return on plan assets recognised in other comprehensive income (actuarial gain/loss)	0	0
Benefits paid	(1)	0
Plan assets at end of the year	10	7
Net defined benefit liability	5	3

C i) Expenses recognised in statement of profit and loss

Particulars	For the year ended 31 March 2025	For the year ended 31 March 2024
Current service cost	3	2
Interest cost	(0)	0
Net gratuity cost, included in 'employee benefits expenses'	3	2

ii) Re-measurements recognised in other comprehensive income (OCI)

Particulars	For the year ended 31 March 2025	For the year ended 31 March 2024
Actuarial loss on net defined benefit obligation	1	1
Actual return on plan assets less interest on plan assets	(0)	(0)



Saveera Institute of Medical Sciences Private Limited

CIN: U85100AP2018PTC109004

Notes to the financial statements for the year ended 31 March 2025

(All amounts are in million of Indian Rupees, except share data or unless otherwise stated)

2.23 Employee benefits (Continued)

D Plan assets

Plan assets comprises of the following:

Particulars	As at 31 March 2025	As at 31 March 2024
Fund managed by Insurer	10	7

E Defined benefit obligation

i) Actuarial assumptions

The following are the principal actuarial assumptions at the reporting date (expressed as weighted averages):

Principal actuarial assumptions	As at 31 March 2025	As at 31 March 2024
Attrition rate	Medical - 12% to 42% Non-medical - 9% to 32%	Medical - 12% to 42% Non-medical - 9% to 32%
Discount rate	6.55%	7.15%
Salary escalation rate	8%	8%
Mortality rate	Indian Assured Lives Mortality (2012-14) Ultimate	Indian Assured Lives Mortality (2012-14) Ultimate
Retirement age	58	58

Maturity profile of defined benefit obligation

Particulars	As at 31 March 2025	As at 31 March 2024
1st following year	3	3
Year 2 to 5 years	9	6
Year 6 to 9 years	4	2
More than 10 years	4	2

The estimates of future salary increase considered in the actuarial valuation takes into account factors like inflation, seniority, promotion and other relevant factors such as supply and demand in the employment market. The expected return on plan assets is based on actuarial expectation of the average long term rate of return expected on investments of the Funds during the estimated term of the obligations.

Assumptions regarding future mortality and experience are set in accordance with published rates under Indian assured lives mortality 2012-2014. The discount rate is based on the prevailing market yield in Indian government securities as at balance sheet date for estimated term of obligation.

The average duration of the defined benefit plan obligation at the end of the reporting period is 4 years (31 March 2024, 4 years).

ii) Sensitivity analysis

Reasonably possible changes at the reporting date to one of the relevant actuarial assumptions would have affected the defined benefit obligation by the amounts shown below:

Particulars	For the year ended 31 March 2025		For the year ended 31 March 2024	
	Increase	Decrease	Increase	Decrease
Discount rate (1% movement)	(1)	1	(0)	(0)
Future salary increase (1% movement)	1	(1)	(0)	(0)

Although the analysis does not take account of the full distribution of cash flows expected under the plan, it does not provide an approximation of the sensitivity of the assumption shown.

(ii) Defined contribution plan

Particulars	For the year ended 31 March 2025	For the year ended 31 March 2024
Amount recognised in the statement of profit and loss towards		
i) Provident fund	11	9
ii) Employee state insurance	5	4

(iii) The Code on Social Security, 2020 ('Code') relating to employee benefits during employment and post employment benefits received Presidential assent in September 2020. The Code has been published in the Gazette of India. Certain sections of the Code came into effect on 03 May 2023. However, the final rules/interpretation have not yet been issued. Based on a preliminary assessment, the entity believes the impact of the change will not be significant.



Saveera Institute of Medical Sciences Private Limited

CIN: U85100AP2018PTC109004

Notes to the financial statements for the year ended 31 March 2025

All amounts are in million of Indian Rupees except share data or unless otherwise stated

2.24 Related party disclosures

(a) Parties where control exists or where significant influence exists and with whom transactions have taken place during the current year or previous year

Nature of relationship	Name of related parties
Key management personnel (KMP)	S.V. Kishore Reddy, Managing Director Kusalarao Chavali, Chief Financial officer Chandra Kumar B, Company Secretary Y Preethi Reddy, Whole Time Director
Directors	Dr B Abhinay Giri Thalluri Ratna Kishore K (Resigned w.e.f 02 Feb 2024) G. Rajeswara Rao Y. Prameela Rani (Appointed w.e.f 02 Feb 2024)
Enterprises under control or joint control of KMP and other relative	Saveera Educational Society
Fellow subsidiary	KIMS Hospital Kumool Private Limited
Holding Company	Krishna Institute of Medical Sciences Limited
Close Member of KMP	Manasa Reddy - Wife of Managing Director Ramakrishna Reddy - Father of Managing Director Sane Asha - Mother of Managing Director

(b) Transactions with related parties

Particulars	For the year ended 31 March 2025	For the year ended 31 March 2024
i. Managerial remuneration paid to key managerial personnel*		
S.V. Kishore Reddy	3	3
Chandra Kumar B	0	0
Kusalarao Chavali	1	1
Y Preethi Reddy	3	3
ii. Advances given		
Saveera Educational Society	-	3
iii. Purchase of medical consumables, drugs and surgical instruments		
KIMS Hospital Kumool Private Limited	0	-
Krishna Institute of Medical Sciences Limited	7	5
iv. Revenue from pharmacy		
KIMS Hospital Kumool Private Limited	0	-
Krishna Institute of Medical Sciences Limited	0	0
v. Directors Sitting fee		
G. Rajeswara Rao	0	0
Ratna Kishore K	0	0
Y. Prameela Rani	0	-
vi. Loan Taken		
Krishna Institute of Medical Sciences Limited	-	161
vii. Loan repaid		
Krishna Institute of Medical Sciences Limited	-	40
viii. Test & Investigations Fees		
Krishna Institute of Medical Sciences Limited	0	1
ix. Interest on unsecured loan		
Krishna Institute of Medical Sciences Limited	16	10
x. Payment for Purchase of land		
S.V. Kishore Reddy	-	18
Manasa Reddy	-	78
Ramakrishna Reddy	-	25
Sane Asha	-	25



Saveera Institute of Medical Sciences Private Limited

CIN: U85100AP2018PTC109004

Notes to the financial statements for the year ended 31 March 2025

All amounts are in million of Indian Rupees except share data or unless otherwise stated

2.24 Related party disclosures (Continued)

(c) The balances received from and payable to related parties

Particulars	As at 31 March 2025	As at 31 March 2024
i. Managerial remuneration payable		
S.V. Kishore Reddy	0	0
Chandra Kumar B	0	0
Kusalarao Chavali	0	0
Y Preethi Reddy	0	0
ii. Director sitting fee payable		
G. Rajeswara Rao	0	-
Y. Pramela Rani	0	-
iii. Trade/other receivable		
KIMS Hospital Kurnool Private Limited	0	-
Saveera Educational Society	9	9
iv. Trade payables		
Krishna Institute of Medical Sciences Limited	16	10
v. Unsecured Loan		
Krishna Institute of Medical Sciences Limited	131	131
vi. Interest accrued		
Krishna Institute of Medical Sciences Limited	23	9

Note: "0" represents less than Rs.1 million.

Terms and conditions:

(i) Purchases/sales of healthcare services are made from related parties on arm's length basis and in the ordinary course of business. The Company mutually negotiates and agrees the prices and payment terms with the related parties by benchmarking the same to the transactions with non-related parties. These transactions generally include payment terms of 30 to 120 days from the date of invoice.

(ii) Trade receivables /payables are unsecured, interest free and require settlement in cash. No guarantee or other security has been received against these. The amounts are recoverable / payable within 30 to 120 days from the reporting date. For the year ended 31 March 2025, the Company has not recorded any impairment on receivables due from related parties (31 March 2024: Nil).

(iii)* The amounts disclosed in the table are the amounts recognised as an expense during the financial year related to KMP. The amounts do not include expense, if any, recognised toward post-employment benefits and other long-term benefits of key managerial personnel. Such expenses are measured based on an actuarial valuation. Hence, amounts attributable to KMPs are not separately determinable

(iv) The Company has taken loan from its holding company for general corporate purposes and it has been utilized for the purpose it was obtained. This loan is unsecured, repayable in monthly instalments over a period of 5 years after initial moratorium of 2 years from the date of disbursement and carries interest at the rate of 12% p.a. (31 March 2024: Bank floating interest rate).



Saveera Institute of Medical Sciences Private Limited

CIN: U85100AP2018PTC109004

Notes to the financial statements for the year ended 31 March 2025

All amounts are in million of Indian Rupees except share data or unless otherwise stated

2.25 Earnings per share(EPS)

Basic EPS amounts are calculated by dividing the profit for the year attributable to equity shareholders of the Company by the weighted average number of Equity shares outstanding during the year.

Diluted EPS amounts are calculated by dividing the profit attributable to equity shareholders of Company by the weighted average number of Equity shares outstanding during the year plus the weighted average number of Equity shares that would be issued on conversion of all the dilutive potential Equity shares into Equity shares.

Particulars	For the year ended 31 March 2025	For the year ended 31 March 2024
Earnings		
Net Profit for the year attributable to equity shareholders	84	74
Less: Dividend payable to preference shareholders*	-	-
Profit considered for EPS calculation (A)	84	74
Shares		
Number shares at the beginning of the year	10,000	10,000
Total number of equity shares outstanding at the end of the year	10,000	10,000
Weighted average number of equity shares outstanding during the year - Basic (B)	10,000	10,000
Weighted average number of equity shares arising out of issue of potential equity shares	3,09,90,000	3,09,90,000
Weighted average number of equity shares outstanding during the year -diluted (C)	3,10,00,000	3,10,00,000
Earnings per share of par value INR 10 each-Basic (INR) (A) / (B)	8,399.90	7,401.07
Earnings per share of par value INR 10 each-Diluted (INR) (A) / (C)	2.71	2.39

*the amount is below rounding off norms adopted by the company.

2.26 Segment information

The Managing Director of the Company takes decision in respect of allocation of resources and assesses the performance basis the report/ information provided by functional heads and are thus considered to be Chief Operating Decision Maker.

Based on the Company's business model, medical and healthcare services have been considered as a single business segment for the purpose of making decision on allocation of resources and assessing its performance. Accordingly, there are no separate reportable segments in accordance with the requirements of Ind AS 108 'Operating segment' and hence, there are no additional disclosures to be provided other than those already provided in the Financial Statements. Presently, the Company's operations are predominantly confined in India. There are no individual customer contributing more than 10% of Company's total revenue. All non-current assets other than financial instruments, deferred tax assets, post-employment benefit assets of the Company are located in India.

2.27 Due to Micro and Small Enterprises

The Ministry of Micro, Small and Medium Enterprises has issued an office memorandum dated 26 August 2008 which recommends that the Micro and Small Enterprises should mention in their correspondence with its customers the Entrepreneurs Memorandum Number as allocated after filing of the Memorandum. Accordingly, the disclosure in respect of the amount payable to such enterprises as at 31 March 2025 has been made in the financial statements based on information received and available with the Company. Further in view of the Management, the impact of interest, if any, that may be payable in accordance with the provisions of the Micro, Small and Medium Enterprises Development Act,2006 (The MSMED Act) is not expected to be material. The Company has not received any claim for interest from any supplier.

Particulars	As at 31 March 2025	As at 31 March 2024
The amounts remaining unpaid to micro and small supplies as at end of the year		
- Principal	8	31
- Interest	-	-
The amount of interest paid by the buyer in terms of Section 16 of the Micro, Small and Medium Enterprises Development Act, 2006 (27 of 2006), along with the amount of the payment made to the supplier beyond the appointed day during each accounting year;	-	-
The amount of interest due and payable for the period of delay in making payment (which have been paid but beyond the appointed day during the year) but without adding the interest specified under the MSMED Act;	-	-
The amount of interest accrued and remaining unpaid at the end of each accounting year	-	-
The amount of further interest remaining due and payable even in the succeeding years, until such date when the interest dues as above are actually paid to the small enterprises for the purpose of disallowance as a deductible expenditure under Section 23 of the MSMED Act.	-	-



Saveera Institute of Medical Sciences Private Limited

CIN: U85100AP2018PTC109004

Notes to the financial statements for the year ended 31 March 2025

All amounts are in million of Indian Rupees except share data or unless otherwise stated

2.28 Capital management

The Company's policy is to maintain a stable capital base so as to maintain investor and creditor confidence and to sustain future development of the business. Management monitors capital on the basis of return on capital employed as well as the 'net debt' to 'total equity' ratio.

For this purpose, adjusted net debt is defined as total borrowings, less cash and cash equivalents.

The Company's net debt to equity ratio as of 31 March 2025 and 31 March 2024 was as follows:

Particulars	As at	As at
	31 March 2025	31 March 2024
Total borrowings	1,114	745
Less: Cash and cash equivalents	1	3
Adjusted net debt	1,113	742
Total equity*	454	371
Net debt to equity ratio - Gearing Ratio	245%	200%

* Total equity comprises all components of equity excluding capital contribution.

No changes were made in the objectives, policies or processes for managing capital during the year ended 31 March 2025 and 31 March 2024.

In order to achieve this overall objective, the Company's capital management, amongst other things, aims to ensure that it meets financial covenants attached to the interest-bearing loans and borrowings that define capital structure requirements. Breaches in meeting the financial covenants would permit the bank to immediately call loans and borrowings. There have been no breaches in the financial covenants of any interest-bearing loans and borrowings during the current year which could result in the banks recalling the loans earlier.



Saveera Institute of Medical Sciences Private Limited

CIN: U85100AP2018PTC109004

Notes to the financial statements for the year ended 31 March 2025

All amounts are in million of Indian Rupees except share data or unless otherwise stated

2.29 Financial instruments : Fair value and risk management

A. Accounting classification and fair values

As at 31 March 2025	Carrying Value	Fair Value	Fair value level
Financial assets at amortised cost (Refer note below)			Level 3
Trade receivables	335	335	
Cash and cash equivalents	1	1	
Other financial assets	29	29	
Total	365	365	
Financial liabilities at amortised cost (Refer note below)			
Long-term borrowings (including current maturities)	1,051	1,051	
Short-term borrowings	63	63	
Trade payables	143	143	
Other financial liabilities	129	129	
Total	1,386	1,386	

As at 31 March 2024	Carrying Value	Fair Value	Fair value level
Financial assets at amortised cost (Refer note below)			Level 3
Trade receivables	260	260	
Cash and cash equivalents	3	3	
Other financial assets	29	29	
Total	292	292	
Financial liabilities at amortised cost (Refer note below)			
Long-term borrowings (including current maturities)	679	679	
Short-term borrowings	66	66	
Trade payables	141	141	
Other financial liabilities	53	53	
Total	939	939	

B. Measurement of fair Values

The following methods and assumptions were used to estimate fair values:

- The fair values of long term borrowings are based on discounted cash flows using a current borrowing rate. They are classified as level 3 fair value hierarchy due to the use of unobservable inputs including own credit risk.
- The fair values of trade receivables, trade payables, other financials assets, other financial liabilities, current borrowings and cash and cash equivalents and bank balances other than cash and cash equivalents are considered to be the same as their carrying amounts, due to their short-term nature.

(i) Risk management framework

The Company's Board of Directors have overall responsibility for the establishment and oversight of the Company's risk management framework.

The Company's risk management policies are established to identify and analyse the risks faced by the Company, to set appropriate risk limits and controls to monitor risks and adherence to limits. Risk management policies and systems are reviewed regularly to reflect changes in market conditions and Company's activities. The Company, through its training and management standards and procedures, aims to maintain a disciplined and constructive control environment in which all the employees understand their roles and obligations.

The Company's Board of Directors oversees how management monitors compliance with the Company's risk management policies and procedures and reviews the adequacy of risk management framework in relation to the risks faced by the Company. The Board of Directors is assisted in its oversight role by the internal audit. Internal audit undertakes both regular and ad hoc reviews of risk management controls and procedures, the results of which are reported to the Board of Directors.



Saveera Institute of Medical Sciences Private Limited

CIN: U85100AP2018PTC109004

Notes to the financial statements for the year ended 31 March 2025

All amounts are in million of Indian Rupees except share data or unless otherwise stated

2.29 Financial Instruments : Fair value and risk management (continued)

(ii) Credit risk

Credit risk is the risk that the counterparty will not meet its obligation under a financial instrument or customer contract, leading to financial loss. The credit risk arises principally from its operating activities (primarily trade receivables) and from its investing activities, including deposits with banks and financial institutions and other financial instruments. The carrying amounts of financial assets represent the maximum credit risk exposure.

Credit risk is controlled by analysing credit limits to whom credit has been granted after obtaining necessary approvals for credit. The collection from the trade receivables are monitored on a continuous basis by the receivables team.

The Company establishes an allowance for credit loss that represents its estimate of expected losses in respect of trade and other receivables based on the past and the recent collection trend. The maximum exposure to credit risk as at reporting date is primarily from trade receivables amounting to Rs. 356 as on 31 March 2025 (31 March 2024: Rs. 282). The movement in allowance for credit loss in respect of trade and other receivables during the year was as follows:

	As at 31 March 2025	As at 31 March 2024
Allowance for credit losses		
Opening balance	10	9
Credit loss added	4	1
Closing balance	14	10

The Company uses a provision matrix to determine the expected credit loss on the portfolio of its trade receivables and Unbilled revenue. The provision matrix is based on its historically observed default rates over the expected life of the trade receivables and Unbilled revenue and is adjusted for forward looking estimates. The expected credit loss allowance is based on the ageing of the days the receivables are due in the provision matrix. Accordingly, the Company creates provision for past due receivables less than one year ranging between 1% to 20% and beyond one year ranging between 42% to 100%. Set out below is the information about the credit risk exposure of the Company's trade receivables and Unbilled revenue using provision matrix:

	Not past due	0-180 days due past due date	More than 180 days past due date	Gross trade receivables and Unbilled revenue
ECL Rate				
For the year ended 31 March 2025	119	201	36	356
ECL	-	-	-	-
Net Carrying amount	119	201	36	356
ECL Rate				
For the year ended 31 March 2024	108	158	16	282
ECL	-	-	-	-
Net Carrying amount	108	158	16	282

Customer Concentration

No single customer represents 10% or more of the Group's total revenue during the year ended 31 March 2025 and 31 March 2024. Therefore the customer concentration risk is limited due to the large and unrelated customer base.

Credit risk on cash and cash equivalent is limited as the Group generally transacts with banks and financial institutions with high credit ratings assigned by international and domestic credit rating agencies.

(iii) Liquidity risk

Liquidity risk is the risk that the Company will encounter difficulty in meeting the obligations associated with its financial liabilities that are settled by delivering cash or another financial asset. The Company has an established liquidity risk management framework for managing its short term, medium term and long term funding and liquidity management requirements. The Company's exposure to liquidity risk arises primarily from mismatches of the maturities of financial assets and liabilities. The Company manages the liquidity risk by maintaining adequate funds in cash and cash equivalents. The Company also has adequate credit facilities agreed with banks to ensure that there is sufficient cash to meet all its normal operating commitments in a timely and cost-effective manner.

The table below provides details regarding the undiscounted contractual maturities of significant financial liabilities as of 31 March 2025:

Particulars	Carrying Value	Less than 1 year	1 - 5 years	More than 5 years	Total
Long-term borrowings (including current maturities)	1,051	51	594	406	1,051
Short term borrowings	63	63	-	-	63
Trade payables	143	143	-	-	143
Other financial liabilities	129	118	11	-	129
Total	1,386	375	605	406	1,386

The table below provides details regarding the undiscounted contractual maturities of significant financial liabilities as of 31 March 2024:

Particulars	Carrying Value	Less than 1 year	1 - 5 years	More than 5 years	Total
Long-term borrowings (including current maturities)	679	13	372	294	679
Short term borrowings	66	66	-	-	66
Trade payables	141	141	-	-	141
Other financial liabilities	53	44	9	-	53
Total	939	264	381	294	939

The Company has secured loans from bank that contain loan covenants. A future breach of covenant may require the Company to repay the loan earlier than indicated in the above table.

(iv) Market risk

(a) Interest rate risk exposure

The exposure of the Company's borrowing to interest rate changes at the end of the reporting period are as follows:

Particulars	As at 31 March 2025	As at 31 March 2024
Variable rate long term borrowings (including current maturities) and short term borrowings	983	614
Total borrowings	983	614

(b) Cash flow sensitivity analysis

Particulars	Impact on profit or loss		Equity, net of tax	
	For the year ended 31 March 2025	For the year ended 31 March 2024	As at 31 March 2025	As at 31 March 2024
Sensitivity				
1% increase in MCLR	(10)	(6)	(7)	(5)
1% decrease in MCLR	10	6	7	5

The interest rate sensitivity is based on the closing balance of secured term loans and working capital loans from banks.

(v) Currency risk

The Company is not exposed to currency risk.



Saveera Institute of Medical Sciences Private Limited

CIN: U85100AP2018PTC109004

Notes to the financial statements for the year ended 31 March 2025

(All amounts are in million of Indian Rupees, except share data or unless otherwise stated)

2.30 Consequent to the requirements of Section 135 of the Companies Act 2013, the Company has made contributions as stated below. The same is in line with activities specified in Schedule III of the Companies Act, 2013 and activities approved by the CSR committee:

Particulars:	For the year ended 31 March 2025	For the year ended 31 March 2024
a) Gross amount required to be spent by the Company during the year	2	1
b) Amount approved by the Board to be spent during the year	2	1
c) Amount spent during the year ending on 31 March 2025:		
i) Construction/acquisition of any asset	-	-
ii) On purposes other than (i) above	2	2
d) Amount spent during the year ending on 31 March 2024:		
i) Construction/acquisition of any asset	-	-
ii) On purposes other than (i) above	1	1
e) Details related to spent / unspent obligations:		
i) Contribution to Public Trust	-	-
ii) Contribution to Charitable Trust	2	1
iii) Unspent amount in relation to:		
- Ongoing project	-	-
- Other than ongoing project	-	-
	2	1



Saveera Institute of Medical Sciences Private Limited
CIN: U85100AP2018PTC109004
Notes to the financial statements for the year ended 31 March 2025
All amounts are in million of Indian Rupees except share data or unless otherwise stated

2.31 Income-tax

a. Amount recognised in statement of profit and loss

	For the year ended 31 March 2025	For the year ended 31 March 2024
Current tax	40	38
Deferred tax attributable to temporary differences	(1)	(1)
Adjustments of tax relating to earlier year	0	1
Tax expenses for the year	39	38

b. Amount recognised in other comprehensive income

	For the year ended 31 March 2025			For the year ended 31 March 2024		
	Before tax	Tax (expense)/ benefit	Net of tax	Before tax	Tax (expense)/ benefit	Net of tax
Re-measurement on defined benefit plans	(2)	1	(1)	(1)	0	(1)

c. Reconciliation of effective tax rate

	For the year ended 31 March 2025	For the year ended 31 March 2024
Profit before tax	123	112
Enacted tax rates	25.17%	25.17%*
Tax expense at enacted rates	31	28
Tax effect of amounts which are not deductible/ (taxable) in calculating taxable income		
Non-deductible expenses	1	1
Others	7	9
Total	39	38
Effective tax rates	31.91%*	34.15%*

d. Recognition of deferred tax assets and liabilities

(i) Deferred tax assets and liabilities are attributable to the following

Particulars	As at 31 March 2025	As at 31 March 2024
Deferred tax asset		
Expected credit loss for trade receivables	4	2
Provision for employee benefits	6	5
Total deferred tax asset	9	7
Deferred tax liabilities		
Property, plant and equipment	11	10
Total deferred tax liabilities	11	10
Deferred tax liabilities (net)	(2)	(3)

(ii) Movement in temporary differences

	Expected credit loss for trade receivables	Provision for employee benefits	Property, plant and equipment	Total
Balance as at 1 April 2023	2	4	(10)	(4)
Recognised in profit or loss	-	1	-	1
Recognised in OCI	-	-	-	-
Balance as at 31 March 2024	2	5	(10)	(3)
Recognised in profit or loss	2	0	(1)	1
Recognised in OCI	-	1	-	1
Balance as at 31 March 2025	4	6	(11)	(2)



Saveera Institute of Medical Sciences Private Limited

CIN: U85100AP2018PTC109004

Notes to the financial statements for the year ended 31 March 2025

All amounts are in million of Indian Rupees except share data or unless otherwise stated

2.32 Revenue from contracts with customers:

Disaggregated revenue information

Set out below is the disaggregation of the Company's revenue from contracts with customers:

Particulars	For the year ended 31 March 2025	For the year ended 31 March 2024	
Revenue from hospital services	748	614	
Revenue from pharmacy	373	451	
Total revenue from contracts with customers	1,121	1,065	
India	1,121	1,065	
Outside India	-	-	
Timing of revenue recognition			
Services transferred over time	748	614	
Goods transferred at a point of time	373	451	
Total revenue from contracts with customers	1,121	1,065	
Reconciliation of revenue recognised with the contracted price is as follows:			
Contract price	1,216	1,167	
Less: Discounts and disallowances	(95)	(102)	
Total revenue from contracts with customers	1,121	1,065	
Contract balances			
Particulars	As at 31 March 2025	As at 31 March 2024	As at 31 March 2023
Trade receivables	335	260	224
Unbilled revenue	7	12	3
Contract liabilities	1	3	2

Contract liabilities: During the financial year ended 31 March 2025, the Company has recognised revenue of Rs. 3 from advance received from patients outstanding as on 31 March 2024. During the financial year ended 31 March 2024, the company has recognised revenue of Rs.2 from advance received from patients outstanding as on 31 March 2023. It expects similarly to recognise revenue in year ended 31 March 2026 from the closing balance of advance from customers as at 31 March 2025.

Unbilled revenue: During the financial year ended 31 March 2025, the company has transferred Rs. 12 of Unbilled revenue as at 31 March 2024 to trade receivables on completion of performance obligation. During the financial year ended 31 March 2024, the company has transferred Rs.3 of Unbilled revenue as at 31 March 2023 to trade receivables on completion of performance obligation.



Saveera Institute of Medical Sciences Private Limited

CIN: U85100AP2018PTC109004

Notes to the financial statements for the year ended 31 March 2025

All amounts are in million of Indian Rupees except share data or unless otherwise stated

2.33 Ratio Analysis and its elements

Particulars	Numerator	Denominator	As at 31 March 2025	As at 31 March 2024	% change
Current Ratio	Current Assets	Current Liabilities	0.95	1.14	-16%
Debt-Equity ratio *	Total Debts(1)	Shareholder's Equity	2.24	1.80	25%
Debt service coverage ratio *	Earnings for debts service(2)	Debt service(3)	2.66	1.65	61%
Inventory Turnover Ratio	Cost of Goods sold	Average Inventory	10.84	11.07	-2%
Trade Receivable turnover Ratio	Net Credit Sales(4)	Average Trade Receivables	3.77	4.40	-14%
Trade Payable turnover Ratio	Net credit Purchases(5)	Average Trade Payables	4.43	4.80	-8%
Net Capital turnover ratio *	Net Sales(6)	Working capital(7)	(56.05)	26.53	-311%
Return on Equity Ratio	Net profits after taxes	Average Shareholder's equity	18.44%	19.63%	-6%
Net Profit ratio	Net profit	Net Sales(6)	7.36%	6.80%	8%
Return on Capital employed	Earnings before interest and taxes	Capital Employed(8)	11.75%	14.58%	-19%
Return on Investment	Interest (Finance Income)	Time Weighted Average Investment	5.80%	5.80%	0%

⁽¹⁾ Debt includes Lease Liabilities

⁽²⁾ Net profit after taxes + Non-Operating expenses

⁽³⁾ Interest and lease payments + Principal Repayments

⁽⁴⁾ Gross credit sales - sales return

⁽⁵⁾ Gross credit purchases - purchase returns + Other expenses

⁽⁶⁾ Total sales - sales return

⁽⁷⁾ Current assets - Current liabilities

⁽⁸⁾ Tangible Net Worth + Total Debts + Deferred Tax Liabilities

* Changes in the ratios is due to change in the business operations during the year.



Saveera Institute of Medical Sciences Private Limited

CIN: U85100AP2018PTC109004

Notes to the financial statements for the year ended 31 March 2025

All amounts are in million of Indian Rupees except share data or unless otherwise stated

2.34 Lease

Operating leases in the capacity of lessee

The Company has certain leases of buildings with lease terms of 12 months or less or with low value. The Company applies the 'short-term lease' and 'lease of low-value assets' recognition exemptions for these leases.

The Company has residential premises under cancellable operating leases. The Company intends to renew such lease in the normal course of business. Total rental expenses under cancellable operating lease amounted to Rs. 4 (31 March 2024 Rs. 5). The same are grouped under other expenses in the statement of profit and loss.

2.35 Goodwill

Balance at the beginning and end of the year

As at 31 March 2025	As at 31 March 2024
258	258

For the purpose of impairment testing, goodwill is allocated to a cash generating unit, representing the lowest level within the Company at which goodwill is monitored for internal management purposes and which is not higher than the Company's operating segment. The carrying amount of goodwill of Rs. 258 was allocated to the medical and healthcare services CGU.

The Company performed its annual impairment test for years ended 31 March 2025 and 31 March 2024.

Medical and Health Care CGU

The recoverable amount of the CGU, has been determined based on a value in use calculation using cash flow projections from financial budgets approved by the Management covering a eight year period. The pre-tax discount rate applied to cash flow projections for impairment testing during the years is stated in the below table and cash flows beyond the eight-year period are extrapolated using a long term growth rate as stated in the below table that is the same as the long-term average growth rate for the Medical and Health care industry.

The following table sets out the key assumption for the Cash Generating Unit ("CGU") for performing the annual impairment test:

	As at 31 March 2025	As at 31 March 2024
Discount rate	13%	13%
Long term growth rate	5%	5%

The discount rate is based on the Weighted Average Cost of Capital (WACC) which represents the weighted average return attributable to all the assets of the CGU.

2.36 The Company did not have any long term contracts including derivative contracts for which there were any material foreseeable losses. The Company does not have any unhedged foreign currency exposure as at 31 March 2025 and 31 March 2024.

2.37 Other Statutory Information

- The Company do not have any Benami property, where any proceeding has been initiated or pending against the Company for holding any Benami property.
- The Company do not have any transactions with companies struck off.
- The Company do not have any charges or satisfaction which is yet to be registered with ROC beyond the statutory period.
- The Company have not traded or invested in Crypto currency or Virtual Currency during the financial year.
- The Company have not advanced or loaned or invested funds to any other person(s) or entity(ies), including foreign entities (Intermediaries) with the understanding that the Intermediary shall:
 - directly or indirectly lend or invest in other persons or entities identified in any manner whatsoever by or on behalf of the company (Ultimate Beneficiaries) or
 - provide any guarantee, security or the like to or on behalf of the Ultimate Beneficiaries
- The Company have not received any fund from any person(s) or entity(ies), including foreign entities (Funding Party) with the understanding (whether recorded in writing or otherwise) that the Company shall:
 - directly or indirectly lend or invest in other persons or entities identified in any manner whatsoever by or on behalf of the Funding Party (Ultimate Beneficiaries) or
 - provide any guarantee, security or the like on behalf of the Ultimate Beneficiaries.
- The Company have not any such transaction which is not recorded in the books of accounts that has been surrendered or disclosed as income during the year in the tax assessments under the Income Tax Act, 1961 (such as, search or survey or any other relevant provisions of the Income Tax Act, 1961).
- The Company has not been declared wilful defaulter by any bank or financial institution or government or any government authority.
- The Company has not declared/paid any dividend during the year.

2.38 The Company has used accounting softwares for maintaining its books of account which has a feature of recording audit trail (edit log) facility and the same has operated throughout the year for all relevant transactions recorded in the softwares, except that audit trail feature is not enabled at the database level insofar as it relates to one accounting software from 01 April 2024 to 25 March 2025. Further, no instance of audit trail feature being tampered with was noted in respect of the accounting softwares where the audit trail has been enabled. Additionally, the audit trail of prior year has been preserved by the Company as per the statutory requirements for record retention to the extent it was enabled and recorded in the respective year.

2.39 There were no significant adjusting events that occurred subsequent to the reporting year

As per our report of even date attached

for S.R. BATLIBOI & ASSOCIATES LLP
Chartered Accountants
ICAI Firm registration number: 101049W/E300004



per Navneet Rai Kabra
Partner
Membership no.: 102328



for and on behalf of the Board of Directors of
Saveera Institute of Medical Sciences Private Limited


B. Chandrak
Chandra Kumar Bode
Company Secretary
Membership No: 55162

Place: Hyderabad
Date: 09 May 2025


S.V. Kishore Reddy
Managing Director
DIN: 03492323


Kunal Rao Chavali
Chief financial officer



Place: Hyderabad
Date: 09 May 2025