

04th February 2024

The General Manager,
Department of Corporate Services
Bombay Stock Exchange Ltd (BSE)
Phiroze Jeejeebhoy Towers,
Dalal Street,
Mumbai - 400 001.
Scrip Code - 543308
ISIN: INE967H01017

The Manager,
Listing Department
National Stock Exchange of India Limited,
Exchange Plaza, 5th Floor,
Plot No.C/1, 'G' Block
Bandra - Kurla Complex
Mumbai - 400 051.
Symbol - KIMS
ISIN: INE967H01017

Dear Sir/ Madam,

Subject: Compliance with Regulation 47 of the SEBI (Listing Obligation and Disclosure Requirement) Regulations, 2015

Pursuant to the provisions of Regulation 47 of the Securities and Exchange Board of India (Listing Obligations and Disclosure Requirements) Regulations, 2015, please find enclosed a copy of the newspaper publication of the un-audited (Standalone and Consolidated) financial results of the company for the 3rd quarter and nine months ended 31st December 2023 published on 04th February 2024 in Financial Express (English) and Navatelangana (Telugu).

The said publication may also be accessed on the website of the company i.e., <https://www.kimshospitals.com/investors/Disclosures> under Regulation 46 of SEBI (LODR) Regulations, 2015/ Newspaper advertisements.

We request you to take this on record.

Thanking you,

Yours truly

For Krishna Institute of Medical Sciences Limited

MANTHA
SHANKER UMA
Digitally signed by
MANTHA SHANKER UMA
Date: 2024.02.04 13:24:43
+05'30'


Umashankar Mantha

Company Secretary & Compliance Officer


Encl: As above

Krishna Institute of Medical Sciences Limited

D.No.: 1-8-31/1, Minister Road, Secunderabad - 500 003, Telangana, India
Phone: +91 40 4488 5000/4488 5184 | Fax: +91-40-27840980 | kimshospitals.com
CIN: L55101TG1973PLC040558



GOVERNMENT OF TAMILNADU PUDUKKOTTAI MUNICIPALITY
Roc.No. 6737/2022/E1 **E - TENDER NOTICE (Ref tender)** Dated:-02.02.2024
KNMT 2023-2024



Bid is invited by the Municipal Commissioner, Construction of New Bus Stand under KNMT scheme 2023-2024 No.25,Survey No.22,23,24,25 & 26 in Pudukkottai Municipality (Two cover system)

1. Work value :- Rs. 1806.00 Lakhs
2. Earnest Money Deposit Amount. Rs.18,06,000/-
3. Bid document can be downloaded from the website <https://tntenders.gov.in> at free of cost and the full details of the tenders can be had from the above website.
4. Common date & time

1 Date Time and Venue for the pre-bid meeting	12.02.2024 - 11.00 AM
2 Time for downloading bid document	08.02.2024 - 11.00 PM
3 Last Date and time for submission of bid document, including online submission	13.03.2024 upto 3.00 PM
4 Date and time of opening of the Technical Bid	13.03.2024 at 3.30 PM

In the event of specified date for submission of bids is declared a holiday, bids will be received and opened on the next working day at the same time and venue.

Roc.No. 6737/2022/E1 Dated:- 02.02.2024 DIPR/R3B/TENDER/2024 Pudukkottai Municipality




SBI
Networking & Communication Department, State Bank of India,
Global IT-Centre, Sec-11, CBD Belapur, Navi Mumbai-400 614

CORRIGENDUM-5

Please refer to RFP No.SBI/GITC/NW&C/2023-24/1065 dated 22.11.2023 for Procurement of Software defined WAN (SDWAN) solution for 7000 Branches and 4 Data Centers of State Bank of India. Corrigendum -5 dated 02.02.2024 can be accessed under Procurement News at Bank's website <https://www.sbi.co.in> or <https://bank.sbi> or e-Procurement agency portal <https://etender.sbi/SBI/>

Place: Navi Mumbai
Date: 04.02.2024

Sd/- Deputy General Manager
(Networking & Communication Dept.)



RELIANCE POWER LIMITED
CIN : L40101MH1995PLC084687
Registered Office: Reliance Centre, Ground Floor, 19, Walchand Hirachand Marg, Ballard Estate, Mumbai - 400 001. Tel: 91 22 43031000 Fax : 91 22 4303166
Website: www.reliancepower.co.in, Email: reliancepower.investors@reliance.co.in


A. Extract of the Consolidated Financial Results for the Quarter Ended December 31, 2023
Rupees in lakhs

Sl. No.	Particulars	Quarter Ended	Year Ended	
		December 31, 2023 Unaudited	December 31, 2022 Unaudited	March 31, 2023 Audited
1	Total Revenue	2,00,154	1,93,629	7,88,274
2	Profit before exceptional items and tax	(1,17,754)	(19,004)	(1,33,431)
3	Net Profit for the year before tax (after exceptional items)	(1,17,754)	(19,004)	(29,745)
4	Net Profit/(Loss) for the year after tax (after exceptional items)	(1,13,675)	(29,154)	(47,077)
5	Total Comprehensive Income for the year	(1,13,671)	(24,517)	(43,882)
6	Paid-up Equity Share Capital (Par value of Rs. 10 each)	3,81,118	3,62,866	3,73,521
7	Earnings Per Share (Face value of Rs. 10 each) (a) Basic (Rs.) (b) Diluted (Rs.) (Not annualised for quarter ended)	(2,983) (2,983)	(0,857) (0,857)	(1,352) (1,352)

B. Extract of the Standalone Financial Results for the Quarter Ended December 31, 2023
Rupees in lakhs

Sl. No.	Particulars	Quarter Ended	Year Ended	
		December 31, 2023 Unaudited	December 31, 2022 Unaudited	March 31, 2023 Audited
1	Total Revenue	4,068	3,300	15,017
2	Profit / (Loss) before exceptional items and tax	33	(8,491)	(38,215)
3	Profit / (Loss) before tax (after exceptional items)	33	(8,491)	65,471
4	Profit / (Loss) after tax (after exceptional items)	33	(8,491)	65,471
5	Total Comprehensive Income/ (Loss)	33	(8,491)	(64,281)
6	Paid up Equity Share Capital	3,81,118	3,62,866	3,73,521
7	Reserves (excluding Revaluation Reserve)	5,06,056	5,43,236	5,05,031
8	Security Premium Account	11,13,051	11,05,454	11,05,454
9	Net worth	13,38,698	13,19,077	14,17,680
10	Outstanding Debt	4,59,455	6,16,089	5,39,170
11	Debt Equity Ratio	0.34	0.47	0.38
12	Earnings Per Share (Face value of Rs. 10 each) (For continuing and discontinuing operations)	0.001	(0.250)	1.881
	Basic Diluted	0.001	(0.250)	1.776
	(Not annualised for quarter ended)	-	-	-
13	Capital Redemption Reserve	-	-	-
14	Debt Redemption Reserve	4,683	4,683	4,683
15	Debt Service Coverage Ratio	1.01	0.20	1.06
16	Interest Service Coverage Ratio	1.01	0.21	4.47

C. The consolidated financial results of the Group have been prepared in accordance with the Companies (Indian Accounting Standards) Rules, 2015 (Ind AS) prescribed under section 133 of the Companies Act, 2013.
D. The above is an extract of the detailed format of the financial results for the quarter ended December 31, 2023 drawn up both on a Standalone and Consolidated basis, filed with Stock Exchanges on February 03, 2024 under Regulation 33 of the SEBI (Listing Obligations and Disclosure Requirements) Regulations, 2015. The full format of the Financial Results (Standalone and Consolidated) for the quarter ended December 31, 2023 are available on the Company's website, www.reliancepower.co.in and on the website of the Stock Exchanges www.bseindia.com and www.nseindia.com.
Place: Mumbai
Date: February 03, 2024



DALMIA BHARAT REFRACTORIES LIMITED
CIN:-L26100TN2006PLC061254
Regd. Office : DALMIAPURAM, P.O.KALLAKUDI-621651, DIST. TIRUCHIRAPALLI, TAMIL NADU
Phone:-911123457100, Website: www.dalmiaocl.com

EXTRACT OF UNAUDITED FINANCIAL RESULTS FOR THE QUARTER AND NINE MONTHS ENDED DECEMBER 31, 2023
(Rs. in crore except per share data)

S No.	PARTICULARS	Quarter Ended		Nine Months Ended		Year Ended
		Dec 31, 2023 Unaudited	Sep 30, 2023* Unaudited	Dec 31, 2022* Unaudited	Dec 31, 2022* Unaudited	Mar 31, 2023* Restated
1	Income from operations	21.08	18.41	91.18	89.06	351.65
2	Profit/(Loss) before tax	(0.56)	0.27	3.17	15.34	(28.61)
3	Net Profit/(Loss) after tax	15.40	40.01	(2.78)	67.15	1,334.95
4	Total comprehensive income for the period (comprising profit for the period after tax and other comprehensive income)	219.38	279.67	12.48	555.81	1,341.45
5	Paid-up equity share capital (Face Value Per Share Rs. 10/-)	44.20	44.20	44.20	44.20	44.20
6	Other Equity excluding Revaluation Reserve	-	-	-	-	2,707.99
7	Profit before tax from Discontinued Operation	65.99	0.29	2.53	63.79	24.49
8	Net Profit / (Loss) for the period/ year from Discontinued Operation	47.87	0.25	(0.14)	47.74	34.32
9	Earning Per Share (of Rs. 10/- each)(not Annualised)					
	(a) Basic and Diluted- Continuing operations	3.48	9.05	(0.63)	15.19	8.36
	(b) Basic and Diluted- Discontinued operations	10.83	0.06	(0.03)	10.80	7.76
	(c) Basic and Diluted- Continuing and Discontinued operations	14.31	9.11	(0.66)	25.99	16.12
10	Net Profit / (Loss) for the period/ year from Discontinued Operation	47.87	0.25	(0.14)	47.74	34.32
11	Earning Per Share (of Rs. 10/- each)(not Annualised)					
	(a) Basic and Diluted- Continuing operations	3.48	9.05	(0.63)	15.19	8.36
	(b) Basic and Diluted- Discontinued operations	10.83	0.06	(0.03)	10.80	7.76
	(c) Basic and Diluted- Continuing and Discontinued operations	14.31	9.11	(0.66)	25.99	16.12
12	Net Profit / (Loss) for the period/ year from Discontinued Operation	47.87	0.25	(0.14)	47.74	34.32
13	Earning Per Share (of Rs. 10/- each)(not Annualised)					
	(a) Basic and Diluted- Continuing operations	3.48	9.05	(0.63)	15.19	8.36
	(b) Basic and Diluted- Discontinued operations	10.83	0.06	(0.03)	10.80	7.76
	(c) Basic and Diluted- Continuing and Discontinued operations	14.31	9.11	(0.66)	25.99	16.12
14	Net Profit / (Loss) for the period/ year from Discontinued Operation	47.87	0.25	(0.14)	47.74	34.32
15	Earning Per Share (of Rs. 10/- each)(not Annualised)					
	(a) Basic and Diluted- Continuing operations	3.48	9.05	(0.63)	15.19	8.36
	(b) Basic and Diluted- Discontinued operations	10.83	0.06	(0.03)	10.80	7.76
	(c) Basic and Diluted- Continuing and Discontinued operations	14.31	9.11	(0.66)	25.99	16.12
16	Net Profit / (Loss) for the period/ year from Discontinued Operation	47.87	0.25	(0.14)	47.74	34.32
17	Earning Per Share (of Rs. 10/- each)(not Annualised)					
	(a) Basic and Diluted- Continuing operations	3.48	9.05	(0.63)	15.19	8.36
	(b) Basic and Diluted- Discontinued operations	10.83	0.06	(0.03)	10.80	7.76
	(c) Basic and Diluted- Continuing and Discontinued operations	14.31	9.11	(0.66)	25.99	16.12
18	Net Profit / (Loss) for the period/ year from Discontinued Operation	47.87	0.25	(0.14)	47.74	34.32
19	Earning Per Share (of Rs. 10/- each)(not Annualised)					
	(a) Basic and Diluted- Continuing operations	3.48	9.05	(0.63)	15.19	8.36
	(b) Basic and Diluted- Discontinued operations	10.83	0.06	(0.03)	10.80	7.76
	(c) Basic and Diluted- Continuing and Discontinued operations	14.31	9.11	(0.66)	25.99	16.12
20	Net Profit / (Loss) for the period/ year from Discontinued Operation	47.87	0.25	(0.14)	47.74	34.32
21	Earning Per Share (of Rs. 10/- each)(not Annualised)					
	(a) Basic and Diluted- Continuing operations	3.48	9.05	(0.63)	15.19	8.36
	(b) Basic and Diluted- Discontinued operations	10.83	0.06	(0.03)	10.80	7.76
	(c) Basic and Diluted- Continuing and Discontinued operations	14.31	9.11	(0.66)	25.99	16.12
22	Net Profit / (Loss) for the period/ year from Discontinued Operation	47.87	0.25	(0.14)	47.74	34.32
23	Earning Per Share (of Rs. 10/- each)(not Annualised)					
	(a) Basic and Diluted- Continuing operations	3.48	9.05	(0.63)	15.19	8.36
	(b) Basic and Diluted- Discontinued operations	10.83	0.06	(0.03)	10.80	7.76
	(c) Basic and Diluted- Continuing and Discontinued operations	14.31	9.11	(0.66)	25.99	16.12
24	Net Profit / (Loss) for the period/ year from Discontinued Operation	47.87	0.25	(0.14)	47.74	34.32
25	Earning Per Share (of Rs. 10/- each)(not Annualised)					
	(a) Basic and Diluted- Continuing operations	3.48	9.05	(0.63)	15.19	8.36
	(b) Basic and Diluted- Discontinued operations	10.83	0.06	(0.03)	10.80	7.76
	(c) Basic and Diluted- Continuing and Discontinued operations	14.31	9.11	(0.66)	25.99	16.12
26	Net Profit / (Loss) for the period/ year from Discontinued Operation	47.87	0.25	(0.14)	47.74	34.32
27	Earning Per Share (of Rs. 10/- each)(not Annualised)					
	(a) Basic and Diluted- Continuing operations	3.48	9.05	(0.63)	15.19	8.36
	(b) Basic and Diluted- Discontinued operations	10.83	0.06	(0.03)	10.80	7.76
	(c) Basic and Diluted- Continuing and Discontinued operations	14.31	9.11	(0.66)	25.99	16.12
28	Net Profit / (Loss) for the period/ year from Discontinued Operation	47.87	0.25	(0.14)	47.74	34.32
29	Earning Per Share (of Rs. 10/- each)(not Annualised)					
	(a) Basic and Diluted- Continuing operations	3.48	9.05	(0.63)	15.19	8.36
	(b) Basic and Diluted- Discontinued operations	10.83	0.06	(0.03)	10.80	7.76
	(c) Basic and Diluted- Continuing and Discontinued operations	14.31	9.11	(0.66)	25.99	16.12
30	Net Profit / (Loss) for the period/ year from Discontinued Operation	47.87	0.25	(0.14)	47.74	34.32
31	Earning Per Share (of Rs. 10/- each)(not Annualised)					
	(a) Basic and Diluted- Continuing operations	3.48	9.05	(0.63)	15.19	8.36
	(b) Basic and Diluted- Discontinued operations	10.83	0.06	(0.03)	10.80	7.76
	(c) Basic and Diluted- Continuing and Discontinued operations	14.31	9.11	(0.66)	25.99	16.12
32	Net Profit / (Loss) for the period/ year from Discontinued Operation	47.87	0.25	(0.14)	47.74	34.32
33	Earning Per Share (of Rs. 10/- each)(not Annualised)					
	(a) Basic and Diluted- Continuing operations	3.48	9.05	(0.63)	15.19	8.36
	(b) Basic and Diluted- Discontinued operations	10.83	0.06	(0.03)	10.80	7.76
	(c) Basic and Diluted- Continuing and Discontinued operations	14.31	9.11	(0.66)	25.99	16.12
34	Net Profit / (Loss) for the period/ year from Discontinued Operation	47.87	0.25	(0.14)	47.74	34.32
35	Earning Per Share (of Rs. 10/- each)(not Annualised)					
	(a) Basic and Diluted- Continuing operations	3.48	9.05	(0.63)	15.19	8.36
	(b) Basic and Diluted- Discontinued operations	10.83	0.06	(0.03)	10.80	7.76
	(c) Basic and Diluted- Continuing and Discontinued operations	14.31	9.11	(0.66)	25.99	16.12
36	Net Profit / (Loss) for the period/ year from Discontinued Operation	47.87	0.25	(0.14)	47.74	34.32
37	Earning Per Share (of Rs. 10/- each)(not Annualised)					
	(a) Basic and Diluted- Continuing operations	3.48	9.05	(0.63)	15.19	8.36
	(b) Basic and Diluted- Discontinued operations	10.83	0.06	(0.03)	10.80	7.76
	(c) Basic and Diluted- Continuing and Discontinued operations	14.31	9.11	(0.66)	25.99	16.12
38	Net Profit / (Loss) for the period/ year from Discontinued Operation	47.87	0.25	(0.14)	47.74	34.32
39	Earning Per Share (of Rs. 10/- each)(not Annualised)					
	(a) Basic and Diluted- Continuing operations	3.48	9.05	(0.63)	15.19	8.36
	(b) Basic and Diluted- Discontinued operations	10.83	0.06	(0.03)	10.80	7.76
	(c) Basic and Diluted- Continuing and Discontinued operations	14.31	9.11	(0.66)	25.99	16.12
40	Net Profit / (Loss) for the period/ year from Discontinued Operation	47.87	0.25	(0.14)	47.74	34.32
41	Earning Per Share (of Rs. 10/- each)(not Annualised)					
	(a) Basic and Diluted- Continuing operations	3.48	9.05	(0.63)	15.19	8.36
	(b) Basic and Diluted- Discontinued operations	10.83	0.06	(0.03)	10.80	7.76
	(c) Basic and Diluted- Continuing and Discontinued operations	14.31	9.11	(0.66)	25.99	16.12
42	Net Profit / (Loss) for the period/ year from Discontinued Operation	47.87	0.25	(0.14)	47.74	34.32
43	Earning Per Share (of Rs. 10/- each)(not Annualised)					
	(a) Basic and Diluted- Continuing operations	3.48	9.05	(0.63)	15.19	8.36
	(b) Basic and Diluted- Discontinued operations	10.83	0.06	(0.03)	10.80	7.76
	(c) Basic and Diluted- Continuing and Discontinued operations	14.31	9.11	(0.66)	25.99	16.12
44	Net Profit / (Loss) for the period/ year from Discontinued Operation	47.87	0.25	(0.14)	47.74	34.32
45	Earning Per Share (of Rs. 10/- each)(not Annualised)					
	(a) Basic and Diluted- Continuing operations	3.48	9.05	(0.63)	15.19	8.36
	(b) Basic and Diluted- Discontinued operations	10.83	0.06	(0.03)	10.80	7.76
	(c) Basic and Diluted- Continuing and Discontinued operations	14.31	9.11	(0.66)	25.99	16.12
46	Net Profit / (Loss) for the period/ year from Discontinued Operation	47.87	0.25	(0.14)	47.74	34.32
47	Earning Per Share (of Rs. 10/- each)(not Annualised)					
	(a) Basic and Diluted- Continuing operations	3.48	9.05	(0.63)	15.19	8.36
	(b) Basic and Diluted- Discontinued operations	10.83	0.06	(0.03)	10.80	7.76
	(c) Basic and Diluted- Continuing and Discontinued operations	14.31	9.11	(0.66)	25.99	16.12
48	Net Profit / (Loss) for the period/ year from Discontinued Operation	47.87	0.25	(0.14)	47.74	34.32
49	Earning Per Share (of Rs. 10/- each)(not Annualised)					
	(a) Basic and Diluted- Continuing operations	3.48	9.05	(0.63)	15.19	8.36
	(b) Basic and Diluted- Discontinued operations	10.83	0.06	(0.03)	10.80	7.76
	(c) Basic and Diluted- Continuing and Discontinued operations	14.31	9.11	(0.66)	25.99	16.12
50	Net Profit / (Loss) for the period/ year from Discontinued Operation	47.87	0.25	(0.14)	47.74	34.32
51	Earning Per Share (of Rs. 10/- each)(not Annualised)					
	(a) Basic and Diluted- Continuing operations	3.48	9.05	(0.63)	15.19	8.36
	(b) Basic and Diluted- Discontinued operations	10.83	0.06	(0.03)	10.80	7.76
	(c) Basic and Diluted- Continuing and Discontinued operations	14.31	9.11	(0.66)	25.99	16.12
52	Net Profit / (Loss) for the period/ year from Discontinued Operation	47.87	0.25	(0.14)	47.74	34.32
53	Earning Per Share (of Rs. 10/- each)(not Annualised)					
	(a) Basic and Diluted- Continuing operations	3.48	9.05	(0.63)	15.19	8.36
	(b) Basic and Diluted- Discontinued operations	10.83	0.06	(0.03)	10.80	7.76
	(c) Basic and Diluted- Continuing and Discontinued operations	14.31	9.11	(0.66)	25.99	16.12
54	Net Profit / (Loss) for the period/ year from Discontinued Operation	47.87	0.25	(0.14)	47.74	34.32
55	Earning Per Share (of Rs. 10/- each)(not Annualised)					
	(a) Basic and Diluted- Continuing operations	3.48	9.05	(0.63)	15.19	8.36
	(b) Basic and Diluted- Discontinued operations					

