

Shareholding Pattern of Krishna Institute of Medical Sciences Limited

1. Name of Listed Entity: Krishna Institute of Medical Sciences Limited
2. Scrip Code/Name of Scrip/Class of Security: KIMS
3. Share Holding Pattern Filed under: 31b
4. Share Holding Pattern as on : 30-Jun-2022
5. **Declaration:** The Listed entity is required to submit the following declaration to the extent of submission of information:-

S. No.	Particulars	Yes/No	
1	Whether the Listed Entity has issued any partly paid up shares?	No	
2	Whether the Listed Entity has issued any Convertible Securities?	No	
3	Whether the Listed Entity has any shares against which depository receipts are issued?	No	
4	Whether the Listed Entity has any shares in locked-in?	Yes	Promoter and Promoter Group
5	Whether any shares held by promoters are pledge or otherwise encumbered?	Yes	Promoter and Promoter Group
6	Whether the Listed Entity has issued any differential Voting Rights?	No	
7	Whether the Listed Entity has issued any Warrants ?	No	
8	Whether the listed entity has any significant beneficial owner?	No	



Table I - Summary Statement holding of specified securities

Category ry (I)	Category of shareholder (II)	Nos. of shareh olders (III)	No. of fully paid up equity shares held (IV)	No. of Partly paid-up equity shares held (V)	No. of shares underlying Depository Receipts (VI)	Total nos. shares held (VII) = (IV)+(V)+ (VI)	Shareholding as a % of total no. of shares (calculated as per SCRR, 1957) (VIII)	Number of Voting Rights held in each class of securities (IX)				No. of Shares Underlying Outstanding convertible securities (including Warrants) (X)	Shareholding , as a % assuming full conversion of convertible securities (as a percentage of diluted share capital) (XI) = (VII)+(X) As a % of (A+B+C2)	Number of Locked in shares (XII)		Number of Shares pledged or otherwise encumbered (XIII)		Number of equity shares held in dematerializ ed form (XIV)			
			No of Voting Rights		Total as a % of (A+B+ C)	No. of (a)	As a % of total Shar es held (b)	No. (a)	As a % of total Share s held (b)												
			Clas s eg: X	Clas s eg:y							Tot al										
A	Promoter & Promoter Group	10	31086304	0	0	31086304	38.84	31086304	0	31086304	38.84	0	38.84	16040662	51.6	4892562	15.74	31086304			
B	Public	707853	48941483	0	0	48941483	61.16	48941483	0	48941483	61.16	0	61.16	0	0			48792958			
C	Non Promoter- Non Public	0	0	0	0	0		0	0	0	0	0		0	0			0			
C1	Shares underlying DRs	0	0	0	0	0		0	0	0	0	0		0	0			0			
C2	Shares held by Employee Trusts	0	0	0	0	0	0	0	0	0	0	0	0	0	0			0			
	Total	707957	80027787	0	0	80027787	100	80027787	0	80027787	100	0	100	16040662	20.04	4892562	6.11	79879262			


Ministry of Corporate Affairs
Government of India

Table II - Statement showing shareholding pattern of the Promoter and Promoter Group

Category & Name of the Shareholders (I)	PAN (II)	No. of share older (III)	No. of fully paid up equity shares held (IV)	Partly paid-up equity shares held (V)	Nos. of shares underlying Depository Receipts (VI)	Total nos. shares held (VII = IV+V+VI)	Shareholding % calculate d as per SCRR, 1957 (VIII)	Number of Voting Rights held in each class of securities (IX)				No. of Shares Underlying Outstanding convertible securities (including Warrants) (X)	Shareholding, as a % assuming full conversion of convertible securities (XI) = (VII)+(X) as a % of A+B+C2	Number of Locked in shares (XII)		Number of Shares pledged or otherwise encumbered (XIII)		Number of equity shares held in dematerialized form (XIV)	
								No of Voting Rights			Total as a % of Total Voting rights			No. (a)	As a % of total Shares held (b)	No. (a)	As a % of total shares held (b)		
								Class X	Class Y	Total									
1	Indian		0	0	0	0	0	0	0	0	0	0	0	0	0	0	0	0	
a	Individuals/Hindu undivided Family		9	26245642	0	0	26245642	32.8	26245642	0	26245642	32.8	0	32.8	11200000	42.67	4892562	18.64	26245642
	Bhakara Rao Bollineni	ADAPB6170F	1	21019929	0	0	21019929	26.27	21019929	0	21019929	26.27	0	26.27	11200000	53.28	1310000	6.23	21019929
	Bollineni Seenaiah Naidu	ADAPB6173G	1	3418618	0	0	3418618	4.27	3418618	0	3418618	4.27	0	4.27	0	0	3408618	99.71	3418618
	Rajyasri Bollineni	AFKP B7548F	1	1374003	0	0	1374003	1.72	1374003	0	1374003	1.72	0	1.72	0	0	0	0	1374003
	B Krishnaiah	ACVPB8494N	1	173944	0	0	173944	0.22	173944	0	173944	0.22	0	0.22	0	0	173944	100	173944
	Bollineni Aishwarya	ASCP B3890M	1	161490	0	0	161490	0.2	161490	0	161490	0.2	0	0.2	0	0	0	0	161490
	Abhinay Bollineni	APRP B0688P	1	47299	0	0	47299	0.06	47299	0	47299	0.06	0	0.06	0	0	0	0	47299



	Sujatha Bollineni	ADK PB35 51A	1	34386	0	0	34386	0.04	34386	0	34386	0.04	0	0.04	0	0	0	0	34386
	Adwik Bollineni	BFIP B104 7Q	1	8128	0	0	8128	0.01	8128	0	8128	0.01	0	0.01	0	0	0	0	8128
	Sweata Raavi	BXD PR10 72C	1	7845	0	0	7845	0.01	7845	0	7845	0.01	0	0.01	0	0	0	0	7845
b	Central Government/ State Government(s)		0	0	0	0	0	0	0	0	0	0	0	0	0	0	0	0	0
c	Financial Institutions/ Banks		0	0	0	0	0	0	0	0	0	0	0	0	0	0	0	0	0
d	Any Other (specify)		1	4840662	0	0	4840662	6.05	4840662	0	4840662	6.05	0	6.05	4840662	100	0	0	4840662
	Bodies Corporate		1	4840662	0	0	4840662	6.05	4840662	0	4840662	6.05	0	6.05	4840662	100	0	0	4840662
	Bollineni Ramanaiah Memorial Hospitals Pvt Ltd	AAB CB50 99A	1	4840662	0	0	4840662	6.05	4840662	0	4840662	6.05	0	6.05	4840662	100	0	0	4840662
	Sub-Total (A)(1)		10	31086304	0	0	31086304	38.84	31086304	0	31086304	38.84	0	38.84	16040662	51.6	4892562	15.74	31086304
2	Foreign		0	0	0	0	0	0	0	0	0	0	0	0	0	0	0	0	0
a	Individuals (Non-Resident Individuals/ Foreign		0	0	0	0	0	0	0	0	0	0	0	0	0	0	0	0	0



	Individuals)																		
b	Government		0	0	0	0	0	0	0	0	0	0	0	0	0	0	0	0	0
c	Institutions		0	0	0	0	0	0	0	0	0	0	0	0	0	0	0	0	0
d	Foreign Portfolio Investor		0	0	0	0	0	0	0	0	0	0	0	0	0	0	0	0	0
e	Any Other (specify)		0	0	0	0	0	0	0	0	0	0	0	0	0	0	0	0	0
	Sub-Total (A)(2)		0	0	0	0	0	0	0	0	0	0	0	0	0	0	0	0	0
	Total Shareholding of Promoter and Promoter Group (A)= (A)(1)+(A)(2)		10	31086304	0	0	31086304	38.84	31086304	0	31086304	38.84	0	38.84	16040662	51.6	4892562	15.74	31086304

Table III - Statement showing shareholding pattern of the Public shareholder

	Category & Name of the Shareholders (I)	PAN (II)	Nos. of shareh older (III)	No. of fully paid up equity share s held (IV)	Partly paid-up equity shares held (V)	Nos. of shares underlying Depository Receipts (VI)	Total nos. shares held VII = IV+V+VI	Sharehol ding % calculate d as per SCRR, 1957 As a % of (A+B+C2) VIII	Number of Voting Rights held in each class of securities (IX)			No. of Shares Underlying Outstanding convertible securities (including Warrants) (X)	Total shareholdin g , as a % assuming full conversion of convertible securities (as a percentage of diluted share capital) (XI)	Number of Locked in shares (XII)		Number of Shares pledged or otherwise encumbered (XIII)		Number of equity shares held in dematerializ ed form (XIV)	
									No of Voting Rights					Total as a % of Total Voting rights	No. (a)	As a % of total Shar es held (b)	No. (No t ap pli ca ble) (a)		As a % of total share s held (Not applic able) (b)
									Class X	Class Y	Tot al								
1	Institutions		0	0	0	0	0	0	0	0	0	0	0	0	0			0	
a	Mutual Funds/		16	14210560	0	0	14210560	17.76	14210560	0	14210560	17.76	0	17.76	0	0		14210560	
	Mirae Asset Emerging Bluechip Fund	AAC TM0203B	1	6843492	0	0	6843492	8.55	6843492	0	6843492	8.55	0	8.55	0	0		6843492	
	Axis Mutual	AAC	1	475463	0	0	475463	5.94	475463	0	475463	5.94	0	5.94	0	0		4754635	



	Fund Trustee Limited A/C Axis Mutual Fund A/C Axis Small Cap Fund	TA59 25A		35			5		35		4635							
b	Venture Capital Funds		0	0	0	0	0	0	0	0	0	0	0	0	0	0	0	0
c	Alternate Investment Funds		4	1860406	0	0	1860406	2.32	1860406	1860406	2.32	0	2.32	0	0			1860406
	India Advantage Fund S4 I	AAB TI220 5E	1	1784242	0	0	1784242	2.23	1784242	1784242	2.23	0	2.23	0	0			1784242
d	Foreign Venture Capital Investors		0	0	0	0	0	0	0	0	0	0	0	0	0	0	0	0
e	Foreign Portfolio Investors		62	6690403	0	0	6690403	8.36	6690403	6690403	8.36	0	8.36	0	0			6690403
	Polar Capital Funds Plc - Healthcare Opportunities Fund	AAE CP49 18P	1	1497296	0	0	1497296	1.87	1497296	1497296	1.87	0	1.87	0	0			1497296
	Nomura India Investment Fund Mother Fund	AAA AN32 40L	1	1058478	0	0	1058478	1.32	1058478	1058478	1.32	0	1.32	0	0			1058478
f	Financial Institutions/ Banks		0	0	0	0	0	0	0	0	0	0	0	0	0	0	0	0
g	Insurance Companies		3	2163228	0	0	2163228	2.7	2163228	2163228	2.7	0	2.7	0	0			2163228
	Tata AIA Life	AAB	1	884550	0	0	884550	1.11	884550	884550	1.11	0	1.11	0	0			884550



	Insurance Co Ltd-Whole Life Mid Cap Equity Fund-ULif 009 04/01/07 Wle 110	CT37 84C		2					2		552							
	Hdfc Life Insurance Company Limited	AAA CH87 55L	1	1274632	0	0	1274632	1.59	1274632	0	1274632	1.59	0	1.59	0	0		1274632
h	Provident Funds/ Pension Funds		0	0	0	0	0	0	0	0	0	0	0	0	0	0		0
i	Any Other (specify)		0	0	0	0	0	0	0	0	0	0	0	0	0	0		0
	Sub-Total (B)(1)		85	24924597	0	0	24924597	31.14	24924597	0	24924597	31.14	0	31.14	0	0		24924597
2	Central Government/ State Government(s) / President of India		0	0	0	0	0	0	0	0	0	0	0	0	0	0		0
	Sub-Total (B)(2)		0	0	0	0	0	0	0	0	0	0	0	0	0	0		0
3	Non-institutions		0	0	0	0	0	0	0	0	0	0	0	0	0	0		0
a	Individuals -		67882	9452262	0	0	9452262	11.81	9452262	0	9452262	11.81	0	11.81	0	0		9303737
i	Individual shareholders holding nominal share		67823	3100845	0	0	3100845	3.87	3100845	0	3100845	3.87	0	3.87	0	0		3088360



	capital up to Rs. 2 lakhs.																	
ii	Individual shareholders holding nominal share capital in excess of Rs. 2 lakhs.		59	63514017	0	0	6351417	7.94	63514017	6351417	7.94	0	7.94	0	0			6215377
	Venkata Krishna Kumar Kodali	AICP K949 6N	1	1010560	0	0	1010560	1.26	1010560	1010560	1.26	0	1.26	0	0			1010560
b	NBFCs registered with RBI		1	259	0	0	259	0	259	0	259	0	0	0	0	0		259
c	Employee Trusts		0	0	0	0	0	0	0	0	0	0	0	0	0	0		0
d	Overseas Depositories (holding DRs) (balancing figure)		0	0	0	0	0	0	0	0	0	0	0	0	0	0		0
e	Any Other (specify)		2817	14564365	0	0	14564365	18.2	14564365	14564365	18.2	0	18.2	0	0			14564365
	Bodies Corporate		170	210770	0	0	210770	0.26	210770	210770	0.26	0	0.26	0	0			210770
	Clearing Members		36	11134	0	0	11134	0.01	11134	11134	0.01	0	0.01	0	0			11134
	Foreign Portfolio Investor (Category - III)		2	13952049	0	0	13952049	17.43	13952049	13952049	17.43	0	17.43	0	0			13952049
	General Atlantic Singapore Kh	AAH CG26 17F	1	13796898	0	0	13796898	17.24	13796898	13796898	17.24	0	17.24	0	0			13796898



Pte Ltd																		
HUF		1278	152831	0	0	152831	0.19	152831	0	152831	0.19	0	0.19	0	0			152831
LLP		13	4197	0	0	4197	0.01	4197	0	4197	0.01	0	0.01	0	0			4197
Non-Resident Indian (NRI)		1318	233384	0	0	233384	0.29	233384	0	233384	0.29	0	0.29	0	0			233384
Sub-Total (B)(3)		70700	24016886	0	0	24016886	30.01	24016886	0	24016886	30.01	0	30.01	0	0			23868361
Total Public Shareholding (B)= (B)(1)+(B)(2)+(B)(3)		70785	48941483	0	0	48941483	61.16	48941483	0	48941483	61.16	0	61.16	0	0			48792958



Table IV - Statement showing shareholding pattern of the Non Promoter- Non Public shareholder

Category & Name of the Shareholders (I)	PAN (II)	No. of shareh (III)	No. of fully paid up equity share s held (IV)	Partly paid-up equity shares held (V)	Nos. of shares underlying Depository Receipts (VI)	Total no. shares held (VII) = IV+V+VI	Sharehol ding % calculate d as per SCRR, 1957 As a % of (A+B+C2) (VIII)	Number of Voting Rights held in each class of securities (IX)				No. of Shares Underlying Outstanding convertible securities (including Warrants) (X)	Total shareholdin g , as a % assuming full conversion of convertible securities (as a percentage of diluted share capital) (XI)	Number of Locked in shares (XII)		Number of Shares pledged or otherwise encumbered (XIII)		Number of equity shares held in dematerializ ed form (XIV) (Not Applicable)
								No of Voting Rights			Total as a % of Total Voting rights			No.	As a % of total Shar es held	No. (No t ap pli ca ble)	As a % of total share s held (Not applic able)	
								Class X	Class Y	Tot al								

Custodian/DR Holder		0	0	0	0	0		0	0	0	0	0		0	0			0
Employee Benefit Trust (under SEBI (Share based Employee Benefit) Regulations, 2014)		0	0	0	0	0	0	0	0	0	0	0	0	0	0			0
Total Non- Promoter- Non Public Shareholding (C)= (C)(1)+(C)(2)		0	0	0	0	0		0	0	0	0	0		0	0			0




Table V - Statement showing shareholding pattern of the Significant Beneficiary Owner (SBO)

Name	PAN	Passport No. in case of a foreign national	Nationality	Details of holding/ exercise of right of the SBO in the reporting company, whether direct or indirect*					Date of creation / acquisition of significant beneficial interest
				Shares	Voting rights	Rights on distributable dividend or any other distribution	Exercise of control	Exercise of significant influence	

Table II- Unclaim Details

Details of Shares which remain unclaimed may be given here along with details such as number of shareholders, outstanding shares held in demat/unclaimed suspense account, voting rights which are frozen etc.	
No. of shareholders	No of share held


Table III- Unclaim Details

Details of Shares which remain unclaimed may be given here along with details such as number of shareholders, outstanding shares held in demat/unclaimed suspense account, voting rights which are frozen etc.	
No. of shareholders	No of share held

Table III- Person in Concert

Details of the shareholders acting as persons in Concert including their Shareholding			
Name of shareholder	Name of PAC	No. of share	Holding %

For Krishna Institute of Medical Sciences Limited



Uma Shankar Mantha
Company Secretary and Compliance officer

