

General information about company	
Scrip code	543308
NSE Symbol	KIMS
MSEI Symbol	NIL
ISIN	INE967H01017
Name of the company	KRISHNA INSTITUTE OF MEDICAL SCIENCES LIMITED
Whether company is SME	No
Class of Security	Equity Shares
Type of report	Quarterly
Quarter Ended / Half year ended/Date of Report (For Prelisting / Allotment)	31-12-2022
Date of allotment / extinguishment (in case Capital Restructuring selected) / Listing Date	
Shareholding pattern filed under	Regulation 31 (1) (b)
Whether the listed entity is Public Sector Undertaking (PSU)?	No



Declaration					
Sr. No.	Particular	Yes/No	Promoter and Promoter Group	Public shareholder	Non Promoter- Non Public
1	Whether the Listed Entity has issued any partly paid up shares?	No	No	No	No
2	Whether the Listed Entity has issued any Convertible Securities ?	No	No	No	No
3	Whether the Listed Entity has issued any Warrants ?	No	No	No	No
4	Whether the Listed Entity has any shares against which depository receipts are issued?	No	No	No	No
5	Whether the Listed Entity has any shares in locked-in?	Yes	Yes	No	No
6	Whether any shares held by promoters are pledge or otherwise encumbered?	Yes	Yes		
7	Whether company has equity shares with differential voting rights?	No	No	No	No
8	Whether the listed entity has any significant beneficial owner?	No			



Table VI - Statement showing foreign ownership limits

Particular	Approved limits (%)	Limits utilized (%)
As on shareholding date	100	20.81
As on the end of previous 1st quarter	100	20.88
As on the end of previous 2nd quarter	100	25.9
As on the end of previous 3rd quarter	100	26.44
As on the end of previous 4th quarter	100	25.96



629

Table I - Summary Statement holding of specified securities

Category (I)	Category of shareholder (II)	Nos. Of shareholders (III)	No. of fully paid up equity shares held (IV)	No. Of Partly paid-up equity shares held (V)	No. Of shares underlying Depository Receipts (VI)	Total nos. shares held (VII) = (IV)+ (V)+ (VI)	Shareholding as a % of total no. of shares (calculated as per SCRR, 1957) (VIII) As a % of (A+B+C2)	Number of Voting Rights held in each class of securities (IX)			
								No of Voting (XIV) Rights			Total as a % of (A+B+C)
								Class eg: X	Class eg: y	Total	
(A)	Promoter & Promoter Group	10	31086304			31086304	38.84	31086304		31086304	38.84
(B)	Public	63352	48941483			48941483	61.16	48941483		48941483	61.16
(C)	Non Promoter-Non Public										
(C1)	Shares underlying DRs										
(C2)	Shares held by Employee Trusts										
	Total	63362	80027787			80027787	100	80027787		80027787	100



Table I - Summary Statement holding of specified securities

Category (I)	Category of shareholder (II)	No. Of Shares Underlying Outstanding convertible securities (X)	No. of Shares Underlying Outstanding Warrants (Xi)	No. Of Shares Underlying Outstanding convertible securities and No. Of Warrants (Xi) (a)	Shareholding, as a % assuming full conversion of convertible securities (as a percentage of diluted share capital) (XI)= (VII)+(X) As a % of (A+B+C2)	Number of Locked in shares (XII)		Number of Shares pledged or otherwise encumbered (XIII)		Number of equity shares held in dematerialized form (XIV)	Sub-categorization of shares		
						No. (a)	As a % of total Shares held (b)	No. (a)	As a % of total Shares held (b)		Sub-category (i)	Sub-category (ii)	Sub-category (iii)
(A)	Promoter & Promoter Group				38.84	16040662	51.6	6026562	19.39	31086304			
(B)	Public				61.16					48792958	6889147	0	0
(C)	Non Promoter-Non Public												
(C1)	Shares underlying DRs												
(C2)	Shares held by Employee Trusts												
	Total				100	16040662	20.04	6026562	7.53	79879262	6889147	0	0



Table II - Statement showing shareholding pattern of the Promoter and Promoter Group

Sr.	Category & Name of the Shareholders (I)	Nos. Of shareholders (III)	No. of fully paid up equity shares held (IV)	No. Of Partly paid-up equity shares held (V)	No. Of shares underlying Depository Receipts (VI)	Total nos. shares held (VII) = (IV)+(V)+(VI)	Shareholding as a % of total no. of shares (calculated as per SCRR, 1957) (VIII) As a % of (A+B+C2)	Number of Voting Rights held in each class of securities (IX)			
								No of Voting (XIV) Rights			Total as a % of Total Voting rights
								Class eg: X	Class eg: Y	Total	
A	Table II - Statement showing shareholding pattern of the Promoter and Promoter Group										
(1)	Indian										
(a)	Individuals/Hindu undivided Family	9	26245642			26245642	32.8	26245642		26245642	32.8
(d)	Any Other (specify)	1	4840662			4840662	6.05	4840662		4840662	6.05
Sub-Total (A)(1)		10	31086304			31086304	38.84	31086304		31086304	38.84
(2)	Foreign										
Total Shareholding of Promoter and Promoter Group (A)=(A)(1)+(A)(2)		10	31086304			31086304	38.84	31086304		31086304	38.84
B	Table III - Statement showing shareholding pattern of the Public shareholder										
(1)	Institutions (Domestic)										
(a)	Mutual Funds	16	16322055			16322055	20.4	16322055		16322055	20.4
(c)	Alternate Investment Funds	6	1941946			1941946	2.43	1941946		1941946	2.43
(e)	Insurance Companies	4	4396014			4396014	5.49	4396014		4396014	5.49
(i)	NBFCs registered with RBI	1	259			259	0	259		259	0
Sub-Total (B)(1)		27	22660274			22660274	28.32	22660274		22660274	28.32
(2)	Institutions (Foreign)										
(a)	Foreign Direct Investment	1	6889147			6889147	8.61	6889147		6889147	8.61
(d)	Foreign Portfolio Investors Category I	74	9511775			9511775	11.89	9511775		9511775	11.89
Sub-Total (B)(2)		75	16400922			16400922	20.49	16400922		16400922	20.49
(3)	Central Government / State Government(s)										
(4)	Non-institutions										
(c)	Key Managerial Personnel	2	12630			12630	0.02	12630		12630	0.02
(g)	Resident Individuals holding nominal share capital up to Rs. 2 lakhs	60693	2867204			2867204	3.58	2867204		2867204	3.58
(h)	Resident Individuals holding nominal share capital in excess of Rs. 2 lakhs	56	6188048			6188048	7.73	6188048		6188048	7.73
(i)	Non Resident Indians (NRIs)	1158	252813			252813	0.32	252813		252813	0.32
(k)	Foreign Companies	1	155151			155151	0.19	155151		155151	0.19
(l)	Bodies Corporate	166	242048			242048	0.3	242048		242048	0.3
(m)	Any Other (specify)	1174	162393			162393	0.2	162393		162393	0.2
Sub-Total (B)(4)		63250	9880287			9880287	12.35	9880287		9880287	12.35
Total Public Shareholding (B)=(B)(1)+(B)(2)+(B)(3)+(B)(4)		63352	48941483			48941483	61.16	48941483		48941483	61.16
C	Table IV - Statement showing shareholding pattern of the Non Promoter- Non Public shareholder										
Total (A+B+C2)		63362	80027787			80027787	100	80027787		80027787	100
Total (A+B+C)		63362	80027787			80027787	100	80027787		80027787	100



Table II - Statement showing shareholding pattern of the Promoter and Promoter Group

Sr.	No. Of Shares Underlying Outstanding convertible securities (X)	No. of Shares Underlying Outstanding Warrants (Xi)	No. Of Shares Underlying Outstanding convertible securities and No. Of Warrants (Xi) (a)	Shareholding, as a % assuming full conversion of convertible securities (as a percentage of diluted share capital) (XI)= (VII)+(X) As a % of (A+B+C2)	Number of Locked in shares (XII)		Number of Shares pledged or otherwise encumbered (XIII)		Number of equity shares held in dematerialized form (XIV)	Sub-categorization of shares		
					No. (a)	As a % of total Shares held (b)	No. (a)	As a % of total Shares held (b)		Sub-category (i)	Sub-category (ii)	Sub-category (iii)
A	Table II - Statement showing shareholding pattern of the Promoter and Promoter Group											
(1)	Indian											
(a)				32.8	11200000	42.67	6026562	22.96	26245642			
(d)				6.05	4840662	100	0	0	4840662			
Sub-Total (A) (1)				38.84	16040662	51.6	6026562	19.39	31086304			
(2)	Foreign											
Total Shareholding of Promoter and Promoter Group (A)= (A)(1)+(A) (2)				38.84	16040662	51.6	6026562	19.39	31086304			
B	Table III - Statement showing shareholding pattern of the Public shareholder											
(1)	Institutions (Domestic)											
(a)				20.4					16322055	0	0	0
(c)				2.43					1941946	0	0	0
(e)				5.49					4396014	0	0	0
(i)				0					259	0	0	0
Sub-Total (B) (1)				28.32					22660274	0	0	0
(2)	Institutions (Foreign)											
(a)				8.61					6889147			
(d)				11.89					9511775	0	0	0
Sub-Total (B) (2)				20.49					16400922	6889147	0	0
(3)	Central Government / State Government(s)											
(4)	Non-institutions											
(c)				0.02					12630	0	0	0
(g)				3.58					2854719	0	0	0
(h)				7.73					6052008	0	0	0
(i)				0.32					252813	0	0	0
(k)				0.19					155151	0	0	0
(l)				0.3					242048	0	0	0
(m)				0.2					162393	0	0	0
Sub-Total (B) (4)				12.35					9731762	0	0	0
Total Public Shareholding (B)=(B)(1)+(B)(2)+(B) (3)+(B)(4)				61.16					48792958	6889147	0	0
C	Table IV - Statement showing shareholding pattern of the Non Promoter- Non Public shareholder											
Total (A+B+C2)				100	16040662	20.04			79879262			
Total (A+B+C)				100	16040662	20.04	6026562	7.53	79879262			

Individuals/Hindu undivided Family


Serial No.	1	2	3	4	5	6	7
Name of the Shareholders (I)	Bhaskara Rao Bollineni	Bollineni Seenaiah Naidu	Rajyasri Bollineni	B Krishnaiah	Bollineni Aishwarya	Abhinay Bollineni	Sujatha Bollineni
PAN (II)	ADAPB6170F	ADAPB6173G	AFKPB7548F	ACVPB8494N	ASCPB3890M	APRPB0688P	ADKPB3551A
No. of fully paid up equity shares held (IV)	21019929	3418618	1374003	173944	161490	47299	34386
No. Of Partly paid-up equity shares held (V)							
No. Of shares underlying Depository Receipts (VI)							
Total nos shares held (VII) = (IV)+ (V)+ (VI)	21019929	3418618	1374003	173944	161490	47299	34386
Shareholding as a % of total no. of shares (calculated as per SCRR, 1957) (VIII) As a % of (A+B+C2)	26.27	4.27	1.72	0.22	0.2	0.06	0.04
Number of Voting Rights held in each class of securities (IX)							
Class eg X	21019929	3418618	1374003	173944	161490	47299	34386
Class eg y							
Total	21019929	3418618	1374003	173944	161490	47299	34386
Total as a % of Total Voting rights	26.27	4.27	1.72	0.22	0.2	0.06	0.04
No. Of Shares Underlying Outstanding convertible securities (X)							
No. of Shares Underlying Outstanding Warrants (Xi)							
No. Of Shares Underlying Outstanding convertible securities and No. Of Warrants (Xi) (a)							
Shareholding , as a % assuming full conversion of convertible securities (as a percentage of diluted share capital) (XI) = (VII)+(Xi)(a) As a % of (A+B+C2)	26.27	4.27	1.72	0.22	0.2	0.06	0.04
Number of Locked in shares (XII)							
No. (a)	11200000	0	0	0	0	0	0
As a % of total Shares held (b)	53.28	0	0	0	0	0	0
Number of Shares pledged or otherwise encumbered (XIII)							
No. (a)	2434000	3418618	0	173944	0	0	0
As a % of total Shares held (b)	11.58	100	0	100	0	0	0
Number of equity shares held in dematerialized form (XIV)	21019929	3418618	1374003	173944	161490	47299	34386
Reason for not providing PAN							



Reason for not providing PAN							
Shareholder type	Promoter	Promoter Group	Promoter	Promoter Group	Promoter Group	Promoter	Promoter Group



Individuals/Hindu undivided Family			
Serial No.	8	9	
Name of the Shareholders (I)	Adwik Bollineni	Sweata Raavi	Click here to go back
PAN (II)	BFIPB1047Q	BXDPR1072C	Total
No. of fully paid up equity shares held (IV)	8128	7845	26245642
No. Of Partly paid-up equity shares held (V)			
No. Of shares underlying Depository Receipts (VI)			
Total nos. shares held (VII) = (IV)+ (V)+ (VI)	8128	7845	26245642
Shareholding as a % of total no. of shares (calculated as per SCRR, 1957) (VIII) As a % of (A+B+C2)	0.01	0.01	32.8
Number of Voting Rights held in each class of securities (IX)			
Class eg: X	8128	7845	26245642
Class eg: y			
Total	8128	7845	26245642
Total as a % of Total Voting rights	0.01	0.01	32.8
No. Of Shares Underlying Outstanding convertible securities (X)			
No. of Shares Underlying Outstanding Warrants (Xi)			
No. Of Shares Underlying Outstanding convertible securities and No. Of Warrants (Xi) (a)			
Shareholding , as a % assuming full conversion of convertible securities (as a percentage of diluted share capital) (XI)= (VII)+(Xi)(a) As a % of (A+B+C2)	0.01	0.01	32.8
Number of Locked in shares (XII)			
No. (a)	0	0	11200000
As a % of total Shares held (b)	0	0	42.67
Number of Shares pledged or otherwise encumbered (XIII)			
No. (a)	0	0	6026562
As a % of total Shares held (b)	0	0	22.96
Number of equity shares held in dematerialized form (XIV)	8128	7845	26245642
Reason for not providing PAN			



Reason for not providing PAN			
Shareholder type	Promoter	Promoter Group	




8/19

Any Other (specify)		
Serial No.	1	
Category	Bodies Corporate	Click here to go back
Name of the Shareholders (I)	Bollineni Ramanaiah Memorial Hospitals Pvt Ltd	
PAN (II)	AABCB5099A	Total
No. of the Shareholders (I)	1	1
No. of fully paid up equity shares held (IV)	4840662	4840662
No. Of Partly paid-up equity shares held (V)		
No. Of shares underlying Depository Receipts (VI)		
Total nos. shares held (VII) = (IV)+ (V)+ (VI)	4840662	4840662
Shareholding as a % of total no. of shares (calculated as per SCRR, 1957) (VIII) As a % of (A+B+C2)	6.05	6.05
Number of Voting Rights held in each class of securities (IX)		
Class eg: X	4840662	4840662
Class eg: y		
Total	4840662	4840662
Total as a % of Total Voting rights	6.05	6.05
No. Of Shares Underlying Outstanding convertible securities (X)		
No. of Shares Underlying Outstanding Warrants (Xi)		
No. Of Shares Underlying Outstanding convertible securities and No. Of Warrants (Xi) (a)		
Shareholding, as a % assuming full conversion of convertible securities (as a percentage of diluted share capital) (XI) = (VII)+(X) As a % of (A+B+C2)	6.05	6.05
Number of Locked in shares (XII)		
No. (a)	4840662	4840662
As a % of total Shares held (b)	100	100
Number of Shares pledged or otherwise encumbered (XIII)		
No. (a)	0	0
As a % of total Shares held (b)	0	0
Number of equity shares held in	4840662	4840662



dematerialized form (XIV)		
Reason for not providing PAN		
Reason for not providing PAN		
Shareholder type	Promoter	




Mutual Funds				
Serial No.	1	2	3	
Name of the Shareholders (I)	Mirae Asset Large Cap Fund	Axis Mutual Fund Trustee Limited A/C Axis Mutual Fund A/C Axis Small Cap Fund	Icici Prudential Long Term Equity Fund Tax Savings	Click here to go back
PAN (II)	AACTM0203B	AACTA5925A	AAAAI0038F	Total
No. of fully paid up equity shares held (IV)	6310208	5017687	2072388	13400283
No. Of Partly paid-up equity shares held (V)				
No. Of shares underlying Depository Receipts (VI)				
Total nos. shares held (VII) = (IV)+ (V)+ (VI)	6310208	5017687	2072388	13400283
Shareholding as a % of total no. of shares (calculated as per SCRR, 1957) (VIII) As a % of (A+B+C2)	7.89	6.27	2.59	16.74
Number of Voting Rights held in each class of securities (IX)				
Class eg: X	6310208	5017687	2072388	13400283
Class eg: y				
Total	6310208	5017687	2072388	13400283
Total as a % of Total Voting rights	7.89	6.27	2.59	16.74
No. Of Shares Underlying Outstanding convertible securities (X)				
No. of Shares Underlying Outstanding Warrants (Xi)				
No. Of Shares Underlying Outstanding convertible securities and No. Of Warrants (Xi) (a)				
Shareholding, as a % assuming full conversion of convertible securities (as a percentage of diluted share capital) (XI) = (VII)+(X) As a % of (A+B+C2)	7.89	6.27	2.59	16.74
Number of Locked in shares (XII)				
No. (a)				
As a % of total Shares held (b)				
Number of equity shares held in dematerialized form (XIV)	6310208	5017687	2072388	13400283
Reason for not providing PAN				
Reason for not providing PAN				
Sub-categorization of shares				
Shareholding (No. of shares) under				



Sub-category (i)	0	0	0	0
Sub-category (ii)	0	0	0	0
Sub-category (iii)	0	0	0	0



Alternate Investment Funds		
Serial No.	1	
Name of the Shareholders (I)	India Advantage Fund S4 I	Click here to go back
PAN (II)	AABTI2205E	Total
No. of fully paid up equity shares held (IV)	1784242	1784242
No. Of Partly paid-up equity shares held (V)		
No. Of shares underlying Depository Receipts (VI)		
Total nos. shares held (VII) = (IV)+ (V)+ (VI)	1784242	1784242
Shareholding as a % of total no. of shares (calculated as per SCRR, 1957) (VIII) As a % of (A+B+C2)	2.23	2.23
Number of Voting Rights held in each class of securities (IX)		
Class eg. X	1784242	1784242
Class eg.y		
Total	1784242	1784242
Total as a % of Total Voting rights	2.23	2.23
No. Of Shares Underlying Outstanding convertible securities (X)		
No. of Shares Underlying Outstanding Warrants (Xi)		
No. Of Shares Underlying Outstanding convertible securities and No. Of Warrants (Xi) (a)		
Shareholding , as a % assuming full conversion of convertible securities (as a percentage of diluted share capital) (XI)= (VII)+(X) As a % of (A+B+C2)	2.23	2.23
Number of Locked in shares (XII)		
No. (a)		
As a % of total Shares held (b)		
Number of equity shares held in dematerialized form (XIV)	1784242	1784242
Reason for not providing PAN		
Reason for not providing PAN		
Sub-categorization of shares		
Shareholding (No. of shares) under		



Sub-category (i)	0	0
Sub-category (ii)	0	0
Sub-category (iii)	0	0



Foreign Portfolio Investors Category I

Serial No.	1	2	3	4	
Name of the Shareholders (I)	Emerald Investments Limited	Polar Capital Funds Plc - Healthcare Opportunities Fund	Nomura India Investment Fund Mother Fund	Amansa Holdings Private Limited	Click here to go back
PAN (II)	AAFCE3556M	AAECP4918P	AAAAN3240L	AAKCA7237L	Total
No. of fully paid up equity shares held (IV)	1570000	1497296	917227	1397862	5382385
No. Of Partly paid-up equity shares held (V)					
No. Of shares underlying Depository Receipts (VI)					
Total nos. shares held (VII) = (IV)+ (V)+ (VI)	1570000	1497296	917227	1397862	5382385
Shareholding as a % of total no. of shares (calculated as per SCRR, 1957) (VIII) As a % of (A+B+C2)	1.96	1.87	1.15	1.75	6.73
Number of Voting Rights held in each class of securities (IX)					
Class eg: X	1570000	1497296	917227	1397862	5382385
Class eg: y					
Total	1570000	1497296	917227	1397862	5382385
Total as a % of Total Voting rights	1.96	1.87	1.15	1.75	6.73
No. Of Shares Underlying Outstanding convertible securities (X)					
No. of Shares Underlying Outstanding Warrants (Xi)					
No. Of Shares Underlying Outstanding convertible securities and No. Of Warrants (Xi) (a)					
Shareholding , as a % assuming full conversion of convertible securities (as a percentage of diluted share capital) (XI)+ (VII)+(X) As a % of (A+B+C2)	1.96	1.87	1.15	1.75	6.73
Number of Locked in shares (XII)					
No. (a)					
As a % of total Shares held (b)					
Number of equity shares held in dematerialized form (XIV)	1570000	1497296	917227	1397862	5382385
Reason for not providing PAN					
Reason for not providing PAN					
Sub-categorization of shares					
Shareholding (No. of shares) under					



Sub-category (i)	0	0	0	0	0
Sub-category (ii)	0	0	0	0	0
Sub-category (iii)	0	0	0	0	0




Insurance Companies				
Serial No.	1	2	3	
Name of the Shareholders (I)	Icici Prudential Life Insurance Company Limited	Hdfc Life Insurance Company Limited	Tata Aia Life Insurance Co Ltd-Whole Life Mid Cap Equity Fund-Ulif 009 04/01/07 Wle 110	Click here to go back
PAN (II)	AAACI7351P	AAACH8755L	AABCT3784C	Total
No. of fully paid up equity shares held (IV)	1743980	1212314	1424005	4380299
No. Of Partly paid-up equity shares held (V)				
No. Of shares underlying Depository Receipts (VI)				
Total nos. shares held (VII) = (IV)+ (V)+ (VI)	1743980	1212314	1424005	4380299
Shareholding as a % of total no. of shares (calculated as per SCRR, 1957) (VIII) As a % of (A+B+C2)	2.18	1.51	1.78	5.47
Number of Voting Rights held in each class of securities (IX)				
Class eg: X	1743980	1212314	1424005	4380299
Class eg: y				
Total	1743980	1212314	1424005	4380299
Total as a % of Total Voting rights	2.18	1.51	1.78	5.47
No. Of Shares Underlying Outstanding convertible securities (X)				
No. of Shares Underlying Outstanding Warrants (Xi)				
No. Of Shares Underlying Outstanding convertible securities and No. Of Warrants (Xi) (a)				
Shareholding, as a % assuming full conversion of convertible securities (as a percentage of diluted share capital) (XI)- (VII)+(X) As a % of (A+B+C2)	2.18	1.51	1.78	5.47
Number of Locked in shares (XII)				
No. (a)				
As a % of total Shares held (b)				
Number of equity shares held in dematerialized form (XIV)	1743980	1212314	1424005	4380299
Reason for not providing PAN				
Reason for not providing PAN				
Sub-categorization of shares				
Shareholding (No. of shares) under				



Sub-category (i)	0	0	0	0
Sub-category (ii)	0	0	0	0
Sub-category (iii)	0	0	0	0




Foreign Direct Investment		
Serial No.	1	
Name of the Shareholders (I)	General Atlantic Singapore Kh Pte Ltd	Click here to go back
PAN (II)	AAHCG2617F	Total
No. of fully paid up equity shares held (IV)	6889147	6889147
No. Of Partly paid-up equity shares held (V)		
No. Of shares underlying Depository Receipts (VI)		
Total nos. shares held (VII) = (IV)+ (V)+ (VI)	6889147	6889147
Shareholding as a % of total no. of shares (calculated as per SCRR, 1957) (VIII) As a % of (A+B+C2)	8.61	8.61
Number of Voting Rights held in each class of securities (IX)		
Class eg. X	6889147	6889147
Class eg. y		
Total	6889147	6889147
Total as a % of Total Voting rights	8.61	8.61
No. of Shares Underlying Outstanding Warrants (Xi)		
No. Of Warrants (Xi)		
No. Of Shares Underlying Outstanding convertible securities and No. Of Warrants (Xi) (a)		
Shareholding, as a % assuming full conversion of convertible securities (as a percentage of diluted share capital) (XI)= (VII)+(X) As a % of (A+B+C2)	8.61	8.61
Number of Locked in shares (XII)		
No. (a)		
As a % of total Shares held (b)		
Number of equity shares held in dematerialized form (XIV)	6889147	6889147
Reason for not providing PAN		
Reason for not providing PAN		
Sub-categorization of shares		
Shareholding (No. of shares) under		
Sub-category (i)	6889147	6889147
Sub-category (ii)	0	0



Sub-category (iii)	0	0
--------------------	---	---



Individuals - ii. Individual shareholders holding nominal share capital in excess of Rs. 2 lakhs.		
Serial No.	1	
Name of the Shareholders (I)	Venkata Krishna Kumar Kodali	Click here to go back
PAN (II)	AICPK9496N	Total
No. of fully paid up equity shares held (IV)	1010560	1010560
No. Of Partly paid-up equity shares held (V)		
No. Of shares underlying Depository Receipts (VI)		
Total nos. shares held (VII) = (IV)+ (V)+ (VI)	1010560	1010560
Shareholding as a % of total no. of shares (calculated as per SCRR, 1957) (VIII) As a % of (A+B+C2)	1.26	1.26
Number of Voting Rights held in each class of securities (IX)		
Class eg: X	1010560	1010560
Class eg: y		
Total	1010560	1010560
Total as a % of Total Voting rights	1.26	1.26
No. Of Shares Underlying Outstanding convertible securities (X)		
No. of Shares Underlying Outstanding Warrants (Xi)		
No. Of Shares Underlying Outstanding convertible securities and No. Of Warrants (Xi) (a)		
Shareholding , as a % assuming full conversion of convertible securities (as a percentage of diluted share capital) (XI)= (VII)+(X) As a % of (A+B+C2)	1.26	1.26
Number of Locked in shares (XII)		
No. (a)		
As a % of total Shares held (b)		
Number of equity shares held in dematerialized form (XIV)	1010560	1010560
Reason for not providing PAN		
Reason for not providing PAN		
Sub-categorization of shares		
Shareholding (No. of shares) under		



Sub-category (i)	0	0
Sub-category (ii)	0	0
Sub-category (iii)	0	0



Any Other (specify)					
Serial No.	1	2	3	4	
Category	Trusts	LLP	HUF	Clearing Members	
Category / More than 1 percentage	Category	Category	Category	Category	
Name of the Shareholders (I)					Click here to go back
PAN (II)					Total
No. of the Shareholders (I)	1	16	1137	20	1174
No. of fully paid up equity shares held (IV)	181	5335	152160	4717	162393
No. Of Partly paid-up equity shares held (V)					
No. Of shares underlying Depository Receipts (VI)					
Total nos. shares held (VII) = (IV)+ (V)+ (VI)	181	5335	152160	4717	162393
Shareholding as a % of total no. of shares (calculated as per SCRR, 1957) (VIII) As a % of (A+B+C2)	0	0.01	0.19	0.01	0.21
Number of Voting Rights held in each class of securities (IX)					
Class eg: X	181	5335	152160	4717	162393
Class eg: y					
Total	181	5335	152160	4717	162393
Total as a % of Total Voting rights	0	0.01	0.19	0.01	0.21
No. Of Shares Underlying Outstanding convertible securities (X)					
No. of Shares Underlying Outstanding Warrants (Xi)					
No. Of Shares Underlying Outstanding convertible securities and No. Of Warrants (Xi) (a)					
Shareholding as a % assuming full conversion of convertible securities (as a percentage of diluted share capital) (XI) = (VII)+(X) As a % of (A+B+C2)	0	0.01	0.19	0.01	0.21
Number of Locked in shares (XII)					
No. (a)					
As a % of total Shares held (b)					
Number of equity shares held in dematerialized form (XIV)	181	5335	152160	4717	162393
Reason for not providing PAN					



Reason for not providing PAN					
Sub-categorization of shares					
Shareholding (No. of shares) under					
Sub-category (i)	0	0	0	0	0
Sub-category (ii)	0	0	0	0	0
Sub-category (iii)	0	0	0	0	0

