

11<sup>th</sup> November, 2022

To  
The Corporate Relations Department  
BSE Limited  
Phiroz Jeejeebhoy Towers, 25th Floor,  
Dalal Street,  
Mumbai- 400001  
**Scrip Code - 543308**  
**ISIN: INE967H01017**

To  
The Listing Department  
National Stock Exchange of India Limited  
Exchange Plaza,  
Bandra Kurla Complex, Bandra (East),  
Mumbai - 400 051  
**Symbol - KIMS**  
**ISIN: INE967H01017**

Dear Sir

Sub: Outcome of Board Meeting held on 11<sup>th</sup> November 2022 pursuant to Regulation 30 of SEBI (Listing Obligations and Disclosure Requirements) Regulations, 2015

Further to our intimations dated 27<sup>th</sup> October 2022, the Board of Directors, at its meeting held today, has approved the Un-Audited Standalone and Consolidated Financial Results of the Company for the Quarter and Half Year ended 30<sup>th</sup> September 2022 together with Limited Review Reports which have been reviewed by the Audit Committee and approved by the Board of Directors.

The financial results are also available on the website of the Company at <https://www.kimshospitals.com/investors/Disclosures> under Regulation 46 of SEBI (LODR) Regulations, 2015/ Financial Information/ Financial Result and on the websites of BSE Ltd and National Stock Exchange of India Ltd viz. [www.bseindia.com](http://www.bseindia.com) and [www.nseindia.com](http://www.nseindia.com), respectively.


Further, the financial results will also be published in the newspaper as per the requirement and in the format prescribed under SEBI (Listing Obligation and Disclosure Requirements) Regulations, 2015.

The Board Meeting commenced at 02.00 PM and concluded at ..... *5.40 PM*

This is for your information and records.

Thanking you,

For Krishna Institute of Medical Sciences Limited



Umashankar Mantha

Company Secretary & Compliance Officer

Encl: As above

**Krishna Institute of Medical Sciences Limited**

Minister Road, Secunderabad - 500 003, Telangana, India

Phone: +91-40-4488 5000/4488 5184 | Fax: +91-40-27840980 | [kimshospitals.com](http://kimshospitals.com)

CIN: L55101TG1973PLC040558

**Independent Auditor's Review Report on the Quarterly and Year to Date Unaudited Standalone Financial Results of Krishna Institute of Medical Sciences Limited Pursuant to the Regulation 33 of the SEBI (Listing Obligations and Disclosure Requirements) Regulations, 2015, as amended**

**Review Report to**  
**The Board of Directors**  
**Krishna Institute of Medical Sciences Limited**

1. We have reviewed the accompanying statement of unaudited standalone financial results of Krishna Institute of Medical Sciences Limited (the "Company") for the quarter ended September 30, 2022 and year to date from April 01, 2022 to September 30, 2022 (the "Statement") attached herewith, being submitted by the Company pursuant to the requirements of Regulation 33 of the SEBI (Listing Obligations and Disclosure Requirements) Regulations, 2015, as amended the "Listing Regulations".
2. The Company's Management is responsible for the preparation of the Statement in accordance with the recognition and measurement principles laid down in Indian Accounting Standard 34, (Ind AS 34) "Interim Financial Reporting" prescribed under Section 133 of the Companies Act, 2013 as amended, read with relevant rules issued thereunder and other accounting principles generally accepted in India and in compliance with Regulation 33 of the Listing Regulations. The Statement has been approved by the Company's Board of Directors. Our responsibility is to express a conclusion on the Statement based on our review.
3. We conducted our review of the Statement in accordance with the Standard on Review Engagements (SRE) 2410, "Review of Interim Financial Information Performed by the Independent Auditor of the Entity" issued by the Institute of Chartered Accountants of India. This standard requires that we plan and perform the review to obtain moderate assurance as to whether the Statement is free of material misstatement. A review of interim financial information consists of making inquiries, primarily of persons responsible for financial and accounting matters, and applying analytical and other review procedures. A review is substantially less in scope than an audit conducted in accordance with Standards on Auditing and consequently does not enable us to obtain assurance that we would become aware of all significant matters that might be identified in an audit. Accordingly, we do not express an audit opinion.
4. Based on our review conducted as above, nothing has come to our attention that causes us to believe that the accompanying Statement, prepared in accordance with the recognition and measurement principles laid down in the aforesaid Indian Accounting Standards ('Ind AS') specified under Section 133 of the Companies Act, 2013 as amended, read with relevant rules issued thereunder and other accounting principles generally accepted in India, has not disclosed the information required to be disclosed in terms of the Listing Regulations, including the manner in which it is to be disclosed, or that it contains any material misstatement.

**For S.R. BATLIBOI & ASSOCIATES LLP**

Chartered Accountants

ICAI Firm registration number: 101049W/E300004



per Navneet Rai Kabra

Partner

Membership No.: 102328

UDIN: 22102328BCUE205439

Place: Hyderabad

Date : November 11, 2022



**Statement of Unaudited Standalone Financial Results for the quarter and half year ended 30 September 2022**


		Quarter Ended			Half Year ended		(Rupees in millions)
		30-Sep-22	30-Jun-22	30-Sep-21	30-Sep-22	30-Sep-21	Year ended
		(Unaudited)	(Unaudited)	(Unaudited)	(Unaudited)	(Unaudited)	31-Mar-22
							(Audited)
1	<b>Income</b>						
	(a) Revenue from operations	2,922.08	2,629.50	2,841.73	5,551.58	6,156.87	11,433.76
	(b) Other income	76.34	37.07	93.38	113.41	133.55	241.74
	<b>Total Income</b>	<b>2,998.42</b>	<b>2,666.57</b>	<b>2,935.11</b>	<b>5,664.99</b>	<b>6,290.42</b>	<b>11,675.50</b>
2	<b>Expenses</b>						
	(a) Purchase of medical consumables, drugs and surgical instruments	564.90	565.86	618.20	1,130.76	1,482.97	2,594.21
	(b) Decrease/ (Increase) in inventories of medical consumables, drugs and surgical instruments	62.81	(4.23)	(14.59)	58.58	(70.47)	(95.14)
	(c) Employee benefits expense	472.00	473.87	413.23	945.87	905.43	1,740.21
	(d) Other expenses	943.81	812.70	844.03	1,756.51	1,747.12	3,232.28
	(e) Finance cost	3.27	4.05	10.75	7.32	33.24	44.68
	(f) Depreciation and amortisation expense	113.78	114.12	114.20	227.90	221.56	449.22
	<b>Total Expenses</b>	<b>2,160.57</b>	<b>1,966.37</b>	<b>1,985.82</b>	<b>4,126.94</b>	<b>4,319.85</b>	<b>7,965.46</b>
3	<b>Profit before tax (1-2)</b>	<b>837.85</b>	<b>700.20</b>	<b>949.29</b>	<b>1,538.05</b>	<b>1,970.57</b>	<b>3,710.04</b>
4	<b>Tax expense</b>						
	(a) Current tax	232.99	177.64	243.71	410.63	507.25	909.27
	(b) Deferred tax charge/(credit)	(7.17)	1.34	(7.48)	(5.83)	(11.36)	29.73
	(c) Adjustment of tax relating to earlier year	-	-	-	-	-	(12.63)
	<b>Total tax expenses</b>	<b>225.82</b>	<b>178.98</b>	<b>236.23</b>	<b>404.80</b>	<b>495.89</b>	<b>926.37</b>
5	<b>Profit for the period/year (3-4)</b>	<b>612.03</b>	<b>521.22</b>	<b>713.06</b>	<b>1,133.25</b>	<b>1,474.68</b>	<b>2,783.67</b>
6	<b>Other comprehensive income/ (loss)</b>						
	Items that will not be reclassified subsequently to statement of profit and loss						
	- Re-measurement gain/(loss) on defined benefit plans	5.49	0.66	(7.51)	6.15	(9.11)	2.63
	- Income tax effect	(1.38)	(0.17)	1.89	(1.55)	2.29	(0.66)
	<b>Other comprehensive income/ (loss), net of tax</b>	<b>4.11</b>	<b>0.49</b>	<b>(5.62)</b>	<b>4.60</b>	<b>(6.82)</b>	<b>1.97</b>
7	<b>Total comprehensive income (5+6)</b>	<b>616.14</b>	<b>521.71</b>	<b>707.44</b>	<b>1,137.85</b>	<b>1,467.86</b>	<b>2,785.64</b>
8	<b>Paid up equity share capital (face value of Rs.10 each)</b>						800.28
9	<b>Other Equity</b>						12,975.19
10	<b>Earnings per share (of Rs.10 each) : (not annualised for the quarter ended)</b>						
	(a) Basic (Rs.)	7.65	6.51	8.91	14.16	19.63	35.04
	(b) Diluted (Rs.)	7.65	6.51	8.91	14.16	19.63	35.04




**Notes:**

- 1 In terms of Regulation 33 of the SEBI (Listing Obligations and Disclosure Requirements) 2015, this Statement of Unaudited Standalone Financial Results for the quarter and half year ended 30 September 2022 ("Unaudited Standalone Financial Results") of the Company has been reviewed by the Audit Committee and approved by the Board of Directors at their meeting held on 11 November 2022 and have been subject to limited review by the statutory auditors of the Company. An unqualified report was issued by them thereon.
- 2 The Unaudited Standalone Financial Results of the Company have been prepared in accordance with the Indian Accounting Standards notified under Section 133 of the Companies Act 2013, as amended, read with relevant rules thereunder and in terms of Regulation 33 of the SEBI (Listing Obligations and Disclosure Requirements) 2015, as amended (the "Listing requirements")
- 3 The Unaudited Standalone Balance sheet and Unaudited Standalone Statement of Cash Flows are set out in Annexure I and Annexure II respectively.
- 4 The Code on Social Security, 2020 ("Code") relating to employee benefits during employment and post-employment benefits received Presidential assent in September 2020. The Code has been published in the Gazette of India. However, the date on which the Code will come into effect has not been notified and the final rules/interpretation have not yet been issued. The Company is assessing the impact of the Code and will record any related impact in the period of the Code becomes effective.
- 5 The Company operates in one single reportable business segment- "Medical and Healthcare services".
- 6 During the previous quarter, the Company has completed acquisition of 51.07% of the equity share capital of the Sarvejana Healthcare Private Limited ('Sunshine Hospitals') for a total cash consideration of Rs. 3,627.71 Mn and Sunshine Hospitals had become a subsidiary. The transaction was accounted in accordance with Ind AS 103 - Business Combinations ("Ind AS 103") and the purchase price allocation has been completed during the current quarter.
- 7 During the current quarter, the Company acquired 51% of the equity share capital of the KIMS Manavata Hospital Private Limited ('KIMS Manavata') and KIMS Manavata has become a subsidiary.
- 8 During the current quarter, the Company acquired 51% of the equity share capital of the SPANV Medisearch Lifesciences Private Limited ('SPANV') for a total cash consideration of Rs. 800.03 Mn and SPANV has become a subsidiary. The transaction was accounted in accordance with Ind AS 103 - Business Combinations ("Ind AS 103") and the initial accounting was provisionally determined as at 30 September 2022.
- 9 The previous periods numbers have been regrouped/rearranged wherever necessary to conform the current period presentation.
- 10 The above Unaudited Standalone Financial Results of the Company are available on the Company's website [www.kimshospitals.com](http://www.kimshospitals.com) and also on the website of BSE ([www.bseindia.com](http://www.bseindia.com)) and NSE ([www.nseindia.com](http://www.nseindia.com)), where the shares of the Company are listed.

For and on behalf of the Board  
Krishna Institute of Medical Sciences Limited

  
Dr. B Bhaskara Rao  
Managing Director  
DIN: 00008985

Hyderabad  
11 November 2022



## Krishna Institute of Medical Sciences Limited


Corporate Identity number : U55101TG1973PLC040558

Registered office : 1-8-31/1, Ministers road, Secunderabad, 500003, Telangana, India

Website: www.kimshospitals.com, Email: CS@kimshospitals.com, Tel: 040 7122 5000

## Unaudited Standalone Balance Sheet as at 30 September 2022

		(Rupees in millions)	
	Particulars	As at 30 September 2022 (Unaudited)	As at 31 March 2022 (Audited)
<b>A</b>	<b>ASSETS</b>		
<b>1</b>	<b>Non current Assets</b>		
	Property, plant and equipment	5,780.97	5,804.70
	Capital work-in-progress	229.57	131.88
	Intangible assets	152.79	115.01
	Financial assets		
	(i) Investments	6,733.78	5,420.08
	(ii) Loans	801.30	665.00
	(iii) Other financial assets	113.58	75.39
	Non-current tax assets (net)	52.25	52.26
	Other non-current assets	146.08	110.70
	<b>Total Non current Assets - (1)</b>	<b>14,010.32</b>	<b>12,375.02</b>
<b>2</b>	<b>Current Assets</b>		
	Inventories	201.29	259.87
	Financial assets		
	(i) Investments	200.82	-
	(ii) Trade receivables	1,028.16	873.78
	(iii) Cash and cash equivalents	547.08	198.59
	(iv) Bank balances other than (iii) above	673.90	1,599.02
	(v) Loans	147.58	66.40
	(vi) Other financial assets	159.26	236.53
	Other current assets	77.61	78.63
	<b>Total Current Assets - (2)</b>	<b>3,035.70</b>	<b>3,312.82</b>
<b>3</b>	<b>Total Assets (3) = (1)+(2)</b>	<b>17,046.02</b>	<b>15,687.84</b>
<b>4</b>	<b>Equity and Liabilities</b>		
	Equity share capital	800.28	800.28
	Other equity	14,113.04	12,975.19
	<b>Total Equity - (4)</b>	<b>14,913.32</b>	<b>13,775.47</b>
<b>B</b>	<b>LIABILITIES</b>		
<b>5</b>	<b>Non-current liabilities</b>		
	Financial liabilities		
	(i) Borrowings	-	41.70
	(ii) Other financial liabilities	0.09	0.09
	Provisions	158.57	154.51
	Other non-current liabilities	93.81	42.02
	Deferred tax liabilities (net)	327.24	331.52
	<b>Total Non-current liabilities - (5)</b>	<b>579.71</b>	<b>569.84</b>
<b>6</b>	<b>Current liabilities</b>		
	Financial liabilities		
	(i) Borrowings	112.91	142.39
	(ii) Trade payables		
	(a) Total outstanding dues of micro enterprises and small enterprises; and	0.95	0.75
	(b) Total outstanding dues of creditors other than micro enterprises and small enterprises	920.68	805.69
	(iii) Other financial liabilities	219.27	92.24
	Provisions	67.28	67.89
	Other current liabilities	222.47	233.57
	Current tax liabilities (Net)	9.43	-
	<b>Total current liabilities - (6)</b>	<b>1,552.99</b>	<b>1,342.53</b>
	<b>Total Equity and Liabilities (7) = (4)+(5)+(6)</b>	<b>17,046.02</b>	<b>15,687.84</b>



## Annexure - II

## Krishna Institute of Medical Sciences Limited


Corporate Identity number : U55101TG1973PLC040558

Registered office : 1-8-31/1, Ministers road, Secunderabad, 500003, Telangana, India

Website: www.kimshospitals.com, Email: CS@kimshospitals.com, Tel: 040 7122 5000

## Statement of Unaudited Standalone Cashflows for the half year ended 30 September 2022

Particulars	(Rupees in millions)	
	For the half year ended	For the half year ended
	30-Sep-22 (Unaudited)	30-Sep-21 (Unaudited)
<b>I. Cash flows from operating activities:</b>		
Profit before tax for the period	1,538.05	1,970.57
<b>Adjustments for operating activities:</b>		
Depreciation and amortisation expenses	227.90	221.56
(Gain)/Loss on sale of property, plant and equipment	(0.61)	26.30
Expected credit loss for trade receivables	5.64	41.36
Trade receivables written off	8.63	2.08
Guarantee commission income	(2.63)	(24.43)
Rental income	(0.72)	(0.69)
Profit on termination of lease	-	(2.57)
Interest income on fixed deposits, security deposit and loan to related parties	(59.65)	(98.27)
Liabilities no longer required written back	(31.11)	-
Fair value gain on mutual funds	(0.82)	-
Finance cost	7.32	33.24
<b>Operating cash flows before working capital changes</b>	<b>1,692.00</b>	<b>2,169.15</b>
<b>Adjustments for:</b>		
<b>Decrease/(increase)</b>		
- in trade receivables	(168.65)	(98.17)
- in inventories	58.58	(70.47)
- in loans, other financial assets and other assets	117.20	(174.68)
Increase in trade payables, other financial liabilities, provisions and other liabilities	264.25	429.06
<b>Cash generated from operations</b>	<b>1,963.38</b>	<b>2,254.89</b>
Income taxes paid, net of refunds	(401.19)	(424.31)
<b>Net cash generated from operating activities (1)</b>	<b>1,562.19</b>	<b>1,830.58</b>
<b>II. Cash flows from investing activities</b>		
Purchase of property, plant and equipment and intangible assets	(416.17)	(342.95)
Proceeds from sale of property, plant and equipment	1.55	2.36
Investment in subsidiaries	(1,253.20)	(11.30)
Investment in mutual funds	(200.00)	-
Loans given to subsidiaries	(280.98)	(1,156.33)
Receipt of loans given to subsidiaries	63.50	125.00
Redemption of bank deposits (having original maturity of more than three months)	1,873.28	1,731.01
Investment in bank deposits (having original maturity of more than three months)	(983.73)	(3,075.71)
Lease income received	0.72	0.69
Interest received	59.85	64.56
<b>Net cash used in investing activities (2)</b>	<b>(1,135.18)</b>	<b>(2,662.67)</b>
<b>III. Cash flows from financing activities</b>		
Repayment of long-term borrowings	(71.18)	(532.48)
Repayment of short-term borrowings (net)	-	(500.00)
Payment of lease obligations	-	(5.12)
Proceeds from issue of shares	-	1,916.60
Interest paid	(7.34)	(30.50)
<b>Net cash flows generated from / (used in) financing activities (3)</b>	<b>(78.52)</b>	<b>848.50</b>
<b>Net increase in cash and cash equivalents (1+2+3)</b>	<b>348.49</b>	<b>16.41</b>
<b>Cash and cash equivalents at the beginning of the period</b>	<b>198.59</b>	<b>345.85</b>
<b>Cash and cash equivalents at the end of the period</b>	<b>547.08</b>	<b>362.26</b>
<b>Components of cash and cash equivalents</b>		
Cash on hand	14.14	14.65
Balances with banks		
- On current accounts	212.94	347.61
- In deposit accounts	320.00	-
<b>Total</b>	<b>547.08</b>	<b>362.26</b>



**Independent Auditor's Review Report on the Quarterly and Year to Date Unaudited Consolidated Financial Results of Krishna Institute of Medical Sciences Limited Pursuant to the Regulation 33 of the SEBI (Listing Obligations and Disclosure Requirements) Regulations, 2015, as amended****Review Report to  
The Board of Directors  
Krishna Institute of Medical Sciences Limited**

1. We have reviewed the accompanying Statement of Unaudited Consolidated Financial Results of Krishna Institute of Medical Sciences Limited (the "Holding Company") and its subsidiaries (the Holding Company and its subsidiaries together referred to as "the Group") for the quarter ended September 30, 2022 and year to date from April 01, 2022 to September 30, 2022 (the "Statement") attached herewith, being submitted by the Holding Company pursuant to the requirements of Regulation 33 of the SEBI (Listing Obligations and Disclosure Requirements) Regulations, 2015, as amended (the "Listing Regulations").
2. The Holding Company's Management is responsible for the preparation of the Statement in accordance with the recognition and measurement principles laid down in Indian Accounting Standard 34, (Ind AS 34) "Interim Financial Reporting" prescribed under Section 133 of the Companies Act, 2013 as amended, read with relevant rules issued thereunder and other accounting principles generally accepted in India and in compliance with Regulation 33 of the Listing Regulations. The Statement has been approved by the Holding Company's Board of Directors. Our responsibility is to express a conclusion on the Statement based on our review.
3. We conducted our review of the Statement in accordance with the Standard on Review Engagements (SRE) 2410, "Review of Interim Financial Information Performed by the Independent Auditor of the Entity" issued by the Institute of Chartered Accountants of India. This standard requires that we plan and perform the review to obtain moderate assurance as to whether the Statement is free of material misstatement. A review of interim financial information consists of making inquiries, primarily of persons responsible for financial and accounting matters, and applying analytical and other review procedures. A review is substantially less in scope than an audit conducted in accordance with Standards on Auditing and consequently does not enable us to obtain assurance that we would become aware of all significant matters that might be identified in an audit. Accordingly, we do not express an audit opinion.

We also performed procedures in accordance with the Circular No. CIR/CFD/CMD1/44/2019 dated March 29, 2019 issued by the Securities and Exchange Board of India under Regulation 33(8) of the Listing Regulations, to the extent applicable.

4. The Statement includes the results of the following entities:

S.no.	Entity	Relationship
1	Krishna Institute of Medical Sciences Limited	Holding Company
2	Arunodaya Hospitals Private Limited	Subsidiary
3	KIMS Hospital Enterprises Private Limited	Subsidiary
4	Iconkrishi Institute of Medical Sciences Private Limited	Subsidiary
5	Saveera Institute of Medical Sciences Private Limited	Subsidiary
6	KIMS Hospital Kurnool Private Limited	Subsidiary
7	KIMS Hospitals Private Limited	Subsidiary
8	KIMS Swastha Private Limited	Subsidiary



# S.R. BATLIBOI & ASSOCIATES LLP

Chartered Accountants

S.no.	Entity	Relationship
9	KIMS Hospital (Bengaluru) Private Limited	Subsidiary
10	Sarvejana Healthcare Private Limited *	Subsidiary
11	Rajyalakshmi Healthcare Private Limited *	Subsidiary
12	Suryateja Healthcare Private Limited *	Subsidiary
13	KIMS Manavata Hospitals Private Limited*	Subsidiary
14	Spanv Medisearch Lifesciences Private Limited *	Subsidiary

\* Became subsidiary during the current period

5. Based on our review conducted and procedures performed as stated in paragraph 3 above and based on the consideration of the review reports of other auditors referred to in paragraph 6 below, nothing has come to our attention that causes us to believe that the accompanying Statement, prepared in accordance with recognition and measurement principles laid down in the aforesaid Indian Accounting Standards ('Ind AS') specified under Section 133 of the Companies Act, 2013, as amended, read with relevant rules issued thereunder and other accounting principles generally accepted in India, has not disclosed the information required to be disclosed in terms of the Listing Regulations, including the manner in which it is to be disclosed, or that it contains any material misstatement.
6. The accompanying Statement includes the unaudited interim financial results and other financial information, in respect of 3 subsidiaries, whose unaudited interim financial results include total assets of Rs. 4,062.58 million as at September 30, 2022, total revenues of Rs. 142.60 million and Rs.142.60 million, total net loss after tax of Rs. 23.61 million and Rs. 24.35 million and total comprehensive income of Rs. 23.61 million and Rs. 24.35 million, for the quarter ended September 30, 2022 and the period ended on that date respectively, and net cash inflows of Rs. 77.77 million for the period from April 01, 2022 to September 30, 2022, as considered in the Statement which have been reviewed by their respective independent auditors.

The independent auditor's reports on interim financial results of these entities have been furnished to us by the Management and our conclusion on the Statement, in so far as it relates to the amounts and disclosures in respect of these subsidiaries is based solely on the report of such auditors and procedures performed by us as stated in paragraph 3 above.

Our Conclusion on the statement in respect of matters stated in para 6 above is not modified with respect to our reliance on the work done and the reports of the other auditors.

**For S.R. BATLIBOI & ASSOCIATES LLP**

Chartered Accountants

ICAI Firm registration number: 101049W/E300004

*Navneet Rai*  
per Navneet Rai Kabra  
Partner  
Membership No.: 102328



UDIN: 22102328BCUFWN6848

Place: Hyderabad

Date: November 11, 2022

Statement of Unaudited Consolidated Financial Results for the Quarter and Half year ended 30 September 2022

		Quarter ended			Half year ended		(Rupees in millions)
		30-Sep-22	30-Jun-22	30-Sep-21	30-Sep-22	30-Sep-21	Year ended
		(Unaudited)	(Unaudited)	(Unaudited)	(Unaudited)	(Unaudited)	31-Mar-22
							(Audited)
1	<b>Income</b>						
	(a) Revenue from operations	5,640.72	4,955.14	4,117.40	10,595.86	8,849.19	16,508.25
	(b) Other income	92.04	53.35	54.06	145.39	96.79	202.60
	<b>Total Income</b>	<b>5,732.76</b>	<b>5,008.49</b>	<b>4,171.46</b>	<b>10,741.25</b>	<b>8,945.98</b>	<b>16,710.85</b>
2	<b>Expenses</b>						
	(a) Purchase of medical consumables, drugs and surgical instruments	1,184.65	1,126.91	873.95	2,311.56	2,066.97	3,674.97
	(b) (Increase)/ decrease in inventories of medical consumables, drugs and surgical instruments	68.27	(29.23)	(18.79)	39.04	(88.39)	(123.42)
	(c) Employee benefits expense	841.59	833.10	635.04	1,674.69	1,360.17	2,619.08
	(d) Other expenses	2,021.89	1,652.73	1,339.41	3,674.62	2,785.97	5,179.73
	(e) Finance cost	78.80	57.26	28.87	136.06	92.09	160.33
	(f) Depreciation and amortisation expense	311.19	294.17	181.40	605.36	352.28	726.73
	<b>Total Expenses</b>	<b>4,506.39</b>	<b>3,934.94</b>	<b>3,039.88</b>	<b>8,441.33</b>	<b>6,569.09</b>	<b>12,237.42</b>
3	<b>Profit before share of profit from Joint Venture and tax (1-2)</b>	<b>1,226.37</b>	<b>1,073.55</b>	<b>1,131.58</b>	<b>2,299.92</b>	<b>2,376.89</b>	<b>4,473.43</b>
4	<b>Share of profit from Joint Venture, net of tax</b>	-	-	-	-	-	95.10
5	<b>Profit before tax and exceptional items (3+4)</b>	<b>1,226.37</b>	<b>1,073.55</b>	<b>1,131.58</b>	<b>2,299.92</b>	<b>2,376.89</b>	<b>4,568.53</b>
6	<b>Exceptional Items (refer note 6)</b>	<b>148.29</b>	-	-	<b>148.29</b>	-	-
7	<b>Profit before tax (5+6)</b>	<b>1,374.66</b>	<b>1,073.55</b>	<b>1,131.58</b>	<b>2,448.21</b>	<b>2,376.89</b>	<b>4,568.53</b>
8	<b>Tax expense</b>						
	(a) Current tax	344.16	261.24	299.66	605.40	637.73	1,141.55
	(b) Deferred tax	(11.65)	19.86	(10.62)	8.21	(23.68)	1.66
	(c) Adjustment of tax relating to earlier periods/years	(18.53)	-	-	(18.53)	-	(12.63)
	<b>Total tax expenses (8)</b>	<b>313.98</b>	<b>281.10</b>	<b>289.04</b>	<b>595.08</b>	<b>614.05</b>	<b>1,130.58</b>
9	<b>Profit for the period/year (7-8)</b>	<b>1,060.68</b>	<b>792.45</b>	<b>842.54</b>	<b>1,853.13</b>	<b>1,762.84</b>	<b>3,437.95</b>
	<b>Attributable to:</b>						
	Owners of the company	971.14	699.58	817.17	1,670.72	1,708.22	3,326.85
	Non controlling interests	89.54	92.87	25.37	182.41	54.62	111.10
10	<b>Other comprehensive income/(loss) for the period/year</b>						
	Items that will not be reclassified subsequently to statement of profit and loss						
	- Re-measurement gain/(loss) on defined benefit plans	2.19	3.64	(10.44)	5.83	(11.91)	1.53
	- Income tax effect	(0.49)	(0.90)	2.68	(1.39)	3.06	(0.33)
	<b>Other comprehensive income/(loss), net of tax</b>	<b>1.70</b>	<b>2.74</b>	<b>(7.76)</b>	<b>4.44</b>	<b>(8.85)</b>	<b>1.20</b>
	<b>Attributable to:</b>						
	Owners of the company	2.58	1.60	(6.99)	4.18	(8.18)	1.40
	Non controlling interests	(0.88)	1.14	(0.77)	0.26	(0.67)	(0.20)
11	<b>Total comprehensive income (9+10)</b>						
	Owners of the company	973.72	701.18	810.18	1,674.90	1,700.04	3,328.25
	Non controlling interests	88.66	94.01	24.60	182.67	53.95	110.90
	<b>Total comprehensive income</b>	<b>1,062.38</b>	<b>795.19</b>	<b>834.78</b>	<b>1,857.57</b>	<b>1,753.99</b>	<b>3,439.15</b>
12	<b>Paid up equity share capital (face value of Rs.10 each)</b>						800.28
13	<b>Other Equity</b>						13,072.81
14	<b>Earnings per share (of Rs.10 each): (not annualised for the quarter ended)</b>						
	(a) Basic (Rs.)	12.14	8.74	10.34	20.88	22.87	41.88
	(b) Diluted (Rs.)	12.14	8.74	10.34	20.88	22.87	41.88



Notes:


- 1 In terms of Regulation 33 of the SEBI (Listing Obligations and Disclosure Requirements) 2015, this Statement of Unaudited Consolidated Financial Results for the quarter and half year ended 30 September 2022 ("Unaudited Consolidated Financial Results") of Krishna Institute of Medical Sciences Limited (the "Holding Company" or the "Company") and its subsidiaries, (the Holding Company and its subsidiaries together referred to as the "Group") has been reviewed by the Audit Committee and approved by the Board of Directors at their meeting held on 11 November 2022 and have been subject to limited review by the statutory auditors of the Company. An unqualified report was issued by them thereon.
- 2 The Unaudited Consolidated Financial Results of the Group have been prepared in accordance with the Indian Accounting Standards notified under Section 133 of the Companies Act 2013, as amended, read with relevant rules thereunder and in terms of Regulation 33 of the SEBI (Listing Obligations and Disclosure Requirements) 2015, as amended (the "Listing requirements").
- 3 The Unaudited Consolidated Balance Sheet and Unaudited Consolidated Statement of Cash Flows are set out in Annexure I and Annexure II respectively.
- 4 The Code on Social Security, 2020 ("Code") relating to employee benefits during employment and post-employment benefits received Presidential assent in September 2020. The Code has been published in the Gazette of India. However, the date on which the Code will come into effect has not been notified and the final rules/interpretation have not yet been issued. The Company is assessing the impact of the Code and will record any related impact in the period of the Code becomes effective.
- 5 The Company operates in one single reportable business segment- "Medical and Healthcare services".
- 6 During the previous quarter, the Company has completed acquisition of 51.07% of the equity share capital of the Sarvejana Healthcare Private Limited ('Sunshine Hospitals') for a total cash consideration of Rs. 3,627.71 Mn and Sunshine Hospitals had become a subsidiary. The transaction was accounted in accordance with Ind AS 103 - Business Combinations ("Ind AS 103"). The exceptional item for the current quarter represents a gain of Rs 148.29 Mn on completion of purchase price allocation upon conversion of Sunshine Hospitals from a Joint Venture to a subsidiary.
- 7 During the current quarter, the Company acquired 51% of the equity share capital of the KIMS Manavata Hospital Private Limited ('KIMS Manavata') and KIMS Manavata has become a subsidiary.
- 8 During the current quarter, the Company acquired 51% of the equity share capital of the SPANV Modisearch Lifesciences Private Limited ('SPANV') for a total cash consideration of Rs. 800.03 Mn and SPANV has become a subsidiary. The transaction was accounted in accordance with Ind AS 103 - Business Combinations ("Ind AS 103") and the initial accounting was provisionally determined as at 30 September 2022.
- 9 The previous periods/years numbers have been regrouped/rearranged wherever necessary to conform the current period/year presentation.
- 10 The above Unaudited Consolidated Financial Results of the Group are available on the Company's website [www.kimshospitals.com](http://www.kimshospitals.com) and also on the website of BSE ([www.bseindia.com](http://www.bseindia.com)) and NSE ([www.nseindia.com](http://www.nseindia.com)), where the shares of the Company are listed.

For and on behalf of the Board  
Krishna Institute of Medical Sciences Limited

  
Dr. B. Bhaskara Rao  
Managing Director  
DIN: 00008985



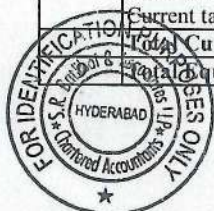
Hyderabad  
Friday, November 11, 2022



**Krishna Institute of Medical Sciences Limited**  
 Corporate Identity number : U55101TG1973PLC040558  
 Registered office : 1-8-31/I, Ministers road, Secunderabad, 500003, Telangana, India  
 Website: www.kimshospitals.com, Email: CS@kimshospitals.com, Tel: 040 7122 5000

**Unaudited Consolidated Balance Sheet as at 30 September 2022**

(Rupees in millions)			
S.No	Particulars	As at 30 September 2022 (Unaudited)	As at 31 March 2022 (Audited)
<b>A</b>	<b>ASSETS</b>		
<b>1</b>	<b>Non current Assets</b>		
	Property, plant and equipment	12,025.86	7,705.21
	Capital work-in-progress	1,256.30	207.59
	Goodwill	3,079.24	847.75
	Other Intangible assets	801.37	317.62
	Right-of-use assets	1,896.20	1,181.50
	Investments in Joint Venture	-	3,324.76
	Financial assets		
	(i) Other financial assets	432.24	395.57
	Deferred tax asset (net)	201.71	32.15
	Non-current tax assets (net)	363.89	174.73
	Other non-current assets	1,344.42	952.63
	<b>Total Non current Assets - (1)</b>	<b>21,401.23</b>	<b>15,139.51</b>
<b>2</b>	<b>Current Assets</b>		
	Inventories	454.31	364.27
	Financial assets		
	(i) Investments	603.31	-
	(ii) Trade receivables	2,071.88	1,286.36
	(iii) Cash and cash equivalents	1,012.99	256.34
	(iv) Bank balances other than (iii) above	859.81	1,644.31
	(v) Other financial assets	383.27	280.97
	Other current assets	155.61	101.71
	<b>Total Current Assets - (2)</b>	<b>5,541.18</b>	<b>3,933.96</b>
	<b>Total Assets (3) = (1)+(2)</b>	<b>26,942.41</b>	<b>19,073.47</b>
<b>B</b>	<b>LIABILITIES</b>		
<b>4</b>	<b>EQUITY AND LIABILITY</b>		
	Equity share capital	800.28	800.28
	Other equity	14,861.98	13,072.81
	<b>Equity attributable to Shareholders of the company - (4)</b>	<b>15,662.26</b>	<b>13,873.09</b>
<b>5</b>	Non-controlling interests - (5)	2,869.78	233.31
<b>6</b>	<b>Total Equity (6) = (4)+(5)</b>	<b>18,532.04</b>	<b>14,106.40</b>
<b>7</b>	<b>Non-current liabilities</b>		
	Financial liabilities		
	(i) Borrowings	2,921.63	1,376.63
	(ii) Lease liabilities	1,441.99	886.59
	(iii) Other financial liabilities	15.27	3.92
	Provisions	219.99	170.50
	Deferred tax liabilities (net)	485.88	379.38
	<b>Total Non-current liabilities - (7)</b>	<b>5,084.76</b>	<b>2,817.02</b>
<b>8</b>	<b>Current liabilities</b>		
	Financial liabilities		
	(i) Borrowings	201.98	233.66
	(ii) Lease liabilities	199.97	68.40
	(iii) Trade payables		
	(a) Total outstanding dues of micro enterprises and small enterprises; and	42.78	44.68
	(b) Total outstanding dues of creditors other than micro enterprises and small	1,946.94	1,250.66
	(iv) Other financial liabilities	479.22	168.88
	Provisions	117.58	103.39
	Other current liabilities	327.71	278.66
	Current tax liabilities (Net)	9.43	1.72
	<b>Total Current liabilities - (8)</b>	<b>3,325.61</b>	<b>2,150.05</b>
	<b>Total Equity and Liabilities (9) = (6)+(7)+(8)</b>	<b>26,942.41</b>	<b>19,073.47</b>



## Krishna Institute of Medical Sciences Limited

Corporate Identity number : U55101TG1973PLC040558

Registered office : 1-8-31/1, Ministers road, Secunderabad, 500003, Telangana, India

Website: www.kimshospitals.com, Email: CS@kimshospitals.com, Tel: 040 7122 5000

## Statement of Unaudited Consolidated Cash flows for the half year ended 30 September 2022

(Rupees in millions)

Particulars	For the half year ended	For the half year ended
	30-Sep-22	30-Sep-21
	(Unaudited)	(Unaudited)
<b>I. Cash flows from operating activities:</b>		
Profit before tax for the period	2,448.21	2,376.89
<b>Adjustments for operating activities:</b>		
Depreciation and amortisation expenses	605.36	352.28
(Profit)/Loss on sale of property, plant and equipment (net)	(0.64)	26.43
(Reversal)/Provision of Expected credit loss for trade receivables	(38.41)	89.67
Rental income	(3.13)	(5.70)
Profit on termination of lease	-	(2.57)
Interest income on fixed deposits and security deposit	(60.15)	(72.94)
Interest income on income tax refund	(8.34)	-
Liabilities no longer required written back	(35.40)	(5.82)
Fair value gain on Mutual funds	(0.88)	-
Exceptional items	(148.29)	-
Finance cost	136.06	92.09
<b>Operating cash flows before working capital changes</b>	<b>2,894.39</b>	<b>2,850.33</b>
<b>Adjustments for:</b>		
<b>Decrease/(increase)</b>		
- in trade receivables	(211.45)	(196.82)
- in inventories	42.86	(88.39)
- in Other financial assets and other assets	203.49	(651.63)
Increase in trade payables, other financial liabilities, provisions and other liabilities	31.38	596.09
<b>Cash generated from operations</b>	<b>2,960.67</b>	<b>2,509.58</b>
Income taxes paid, net of refunds	(552.24)	(553.73)
<b>Net cash generated from operating activities (1)</b>	<b>2,408.43</b>	<b>1,955.85</b>
<b>II. Cash flows from investing activities</b>		
Purchase of property, plant and equipment and intangible assets	(1,711.25)	(462.49)
Proceeds from sale of property, plant and equipment	1.77	2.45
Investment in Mutual funds	(602.43)	-
Payment for acquisition of non-controlling interests	-	(11.31)
Payment for acquisition of business	(1,207.33)	-
Redemption of bank deposits (having original maturity of more than three months)	2,483.67	3,620.10
Investment in bank deposits (having original maturity of more than three months)	(1,031.36)	(4,832.09)
Lease income received	3.13	5.70
Interest received	65.55	54.49
<b>Net cash used in investing activities (2)</b>	<b>(1,998.25)</b>	<b>(1,623.15)</b>
<b>III. Cash flows from financing activities</b>		
Repayment of long-term borrowings	(2,052.71)	(1,712.86)
Receipts from long-term borrowings	1,650.74	-
Repayment of short-term borrowings (net)	(376.39)	(496.73)
Payment of lease obligations	(111.36)	(30.18)
Proceeds from issue of shares (net off share issue expenses)	-	1,916.60
Interest paid	(75.22)	(76.74)
<b>Net cash flows used in financing activities (3)</b>	<b>(964.94)</b>	<b>(399.92)</b>
<b>Net decrease in cash and cash equivalents (1+2+3)</b>	<b>(554.77)</b>	<b>(67.23)</b>
<b>Cash and cash equivalents acquired through business combination</b>	<b>1,311.42</b>	<b>-</b>
<b>Cash and cash equivalents at the beginning of the period</b>	<b>256.34</b>	<b>521.29</b>
<b>Cash and cash equivalents at the end of the period</b>	<b>1,012.99</b>	<b>454.06</b>
<b>Components of cash and cash equivalents</b>		
Cash on hand	23.03	19.48
Balances with banks		
- Current accounts	367.84	434.58
- In deposit accounts (with original maturity of 3 months or less)	622.12	-
	<b>1,012.99</b>	<b>454.06</b>

