

1. Name of Listed Entity: Krishna Institute of Medical Sciences Limited
2. Scrip Code/Name of Scrip/Class of Security: KIMS
3. Share Holding Pattern Filed under: 31b
4. Share Holding Pattern as on : 31-Mar-2022
5. Declaration: The Listed entity is required to submit the following declaration to the extent of submission of information:-

| S. No. | Particulars | Yes/No | |
|--------|--|--------|-----------------------------|
| 1 | Whether the Listed Entity has issued any partly paid up shares? | No | |
| 2 | Whether the Listed Entity has issued any Convertible Securities? | No | |
| 3 | Whether the Listed Entity has any shares against which depository receipts are issued? | No | |
| 4 | Whether the Listed Entity has any shares in locked-in? | Yes | Promoter and Promoter Group |
| 5 | Whether any shares held by promoters are pledge or otherwise encumbered? | Yes | Promoter and Promoter Group |
| 6 | Whether the Listed Entity has issued any differential Voting Rights? | No | |
| 7 | Whether the Listed Entity has issued any Warrants ? | No | |
| 8 | Whether the listed entity has any significant beneficial owner? | No | |

Table I - Summary Statement holding of specified securities


| Category of shareholder (i) | Category of shareholder (ii) | Nos. of share holders (iii) | No. of fully paid up equity shares held (iv) | No. of Partly paid-up equity shares held (v) | No. of shares underlying Depository Receipts (vi) | Total nos. shares held (vii) = (iv)+(v)+(vi) | Shareholding as a % of total no. of shares (calculated as per SCRR, 1957) (viii) | Number of Voting Rights held in each class of securities (ix) | | | | No. of Shares Underlying Outstanding convertible securities (including Warrants) (x) | Shareholding, as a % assuming full conversion of convertible securities (as a percentage of diluted share capital) | Number of Locked in Shares (xi) | | Number of Shares pledged or otherwise encumbered (xii) | | Number of equity shares held in dematerializ ed form (xiv) | |
|--------------------------------------|---------------------------------|--------------------------------------|---|--|--|---|--|--|------------|----------|-----------------------------------|--|---|---|--|---|------------|--|----|
| | | | | | | | | No of Voting Rights Class Tot as a % of (A+B+C2) | | | Total as a % of (A+B+C2) | | | No. of Shares Locked in Shares (xi) | No. of Shares pledged or otherwise encumbered (xii) | | | | |
| | | | | | | | | Class s | Class s | Tot s | | | | | | | | | |
| | | | | | | | | | | | | | | | | Class s | Class s | | al |
| | | | | | | | | | | | | | | | | | | | |



Table II - Statement showing shareholding pattern of the Promoter and Promoter Group


| Category & Name of the Shareholders (i) | PAN (ii) | No. of shares older (iii) | No. of fully paid up equity shares held (iv) | Partly paid-up equity shares held (v) | Nos. of shares underlying Depository Receipts (vi) | Total nos. shares held (v+vi+VII) | Shareholding % as a % of (A+B+C2) (viii) | Number of Voting Rights held in each class of securities (ix) | | | Total as a % of Total Voting rights | No. of Shares Underlying Outstanding convertible securities (including Warrants) (x) | Shareholding % as a % assuming full conversion of convertible securities (xi) = (vii)+(x) as a % of A+B+C2 | Number of Locked in shares (xii) | Number of Shares pledged or otherwise encumbered (xiii) | Number of equity shares held in dematerialized form (xiv) | | | |
|---|--------------|---------------------------|--|---------------------------------------|--|-----------------------------------|--|---|---------|-------|-------------------------------------|--|--|----------------------------------|---|---|---------------------|-------------------|---------------------------------|
| | | | | | | | | Class X | Class Y | Total | | | | | | | | | |
| | | | | | | | | | | | | | | | | | Total Voting rights | No. of Shares (a) | As a % of total Shares held (b) |
| | | | | | | | | | | | | | | | | | | | |
| Indian Individuals/Hindu undivided Family | | 0 | 0 | 0 | 0 | 0 | 0 | 0 | 0 | 0 | 0 | 0 | 0 | 0 | 0 | 0 | | | |
| Bhaskara Rao Bollineni | ADA PB61 70F | 210190 | 262450 | 0 | 0 | 262450 | 32.8 | 262450 | 262 | 32.8 | 0 | 2624 | 100 | 461 | 17.6 | 26245642 | | | |
| Bollineni Seenaiah Naidu | ADA PB61 73G | 341860 | 0 | 0 | 0 | 341861 | 4.27 | 341860 | 341 | 4.27 | 0 | 3418 | 100 | 341 | 100 | 3418618 | | | |
| Rajyasri Bollineni | AFKP B754 8F | 1374003 | 0 | 0 | 0 | 1374003 | 1.72 | 137400 | 137 | 1.72 | 0 | 1374 | 100 | 0 | 0 | 1374003 | | | |
| B Krishnaiah | ACV PB84 94N | 1739404 | 0 | 0 | 0 | 173944 | 0.22 | 173940 | 173 | 0.22 | 0 | 1739 | 100 | 0 | 0 | 173944 | | | |
| Bollineni Aishwarya | ASCP B389 0M | 161490 | 0 | 0 | 0 | 161490 | 0.2 | 161490 | 161 | 0.2 | 0 | 1614 | 100 | 0 | 0 | 161490 | | | |
| Abhinay Bollineni | APRP B068 8P | 472990 | 0 | 0 | 0 | 47299 | 0.06 | 472990 | 472 | 0.06 | 0 | 4729 | 100 | 0 | 0 | 47299 | | | |

| | | | | | | | | | | | | | | | | | | | |
|---|--|--------------|----|-------|---|---|--------|-------|--------|---|-----|-------|---|-------|------|-----|-----|-------|----------|
| | Sujatha Bollineni | ADK PB35 51A | 1 | 34386 | 0 | 0 | 34386 | 0.04 | 34386 | 0 | 343 | 0.04 | 0 | 0.04 | 3438 | 100 | 0 | 0 | 34386 |
| | Adwik Bollineni | BFIP B104 7Q | 1 | 8128 | 0 | 0 | 8128 | 0.01 | 8128 | 0 | 812 | 0.01 | 0 | 0.01 | 8128 | 100 | 0 | 0 | 8128 |
| | Sweata Raavi | BXD PR10 72C | 1 | 7845 | 0 | 0 | 7845 | 0.01 | 7845 | 0 | 784 | 0.01 | 0 | 0.01 | 7845 | 100 | 0 | 0 | 7845 |
| b | Central Government/ State Government(s) | | 0 | 0 | 0 | 0 | 0 | 0 | 0 | 0 | 0 | 0 | 0 | 0 | 0 | 0 | 0 | 0 | 0 |
| c | Financial Institutions/ Banks | | 0 | 0 | 0 | 0 | 0 | 0 | 0 | 0 | 0 | 0 | 0 | 0 | 0 | 0 | 0 | 0 | 0 |
| d | Any Other (specify) | | 1 | 48406 | 0 | 0 | 484066 | 6.05 | 484060 | 0 | 484 | 6.05 | 0 | 6.05 | 4840 | 100 | 0 | 0 | 4840662 |
| | Bodies Corporate | | 1 | 48406 | 0 | 0 | 484066 | 6.05 | 484060 | 0 | 484 | 6.05 | 0 | 6.05 | 4840 | 100 | 0 | 0 | 4840662 |
| | Bollineni Ramanaiah Memorial Hospitals Pvt Ltd | AAB CB50 99A | 1 | 48406 | 0 | 0 | 484066 | 6.05 | 484060 | 0 | 484 | 6.05 | 0 | 6.05 | 4840 | 100 | 0 | 0 | 4840662 |
| | Sub-Total (A)(1) | | 10 | 31086 | 0 | 0 | 310863 | 38.84 | 310860 | 0 | 310 | 38.84 | 0 | 38.84 | 3108 | 100 | 461 | 14.86 | 31086304 |
| 2 | Foreign Individuals | | 0 | 0 | 0 | 0 | 0 | 0 | 0 | 0 | 0 | 0 | 0 | 0 | 0 | 0 | 0 | 0 | 0 |
| a | (Non-Resident Individuals/ Foreign | | 0 | 0 | 0 | 0 | 0 | 0 | 0 | 0 | 0 | 0 | 0 | 0 | 0 | 0 | 0 | 0 | 0 |



[illegible]

| | | | | | | | | | | | | | | | | | | | |
|---|--------------|----|--------|-----|---|--------|--------|--------|--------|--------|-------|-----|-------|------|------|-----|---|----------|---|
| Investment Fund Mother Fund | AN32 40L | 78 | | | | 8 | | 78 | | 847 8 | | | | | | | | | |
| Financial Institutions/ Banks | | 0 | 0 | 0 | 0 | 0 | 0 | 0 | 0 | 0 | 0 | 0 | 0 | 0 | 0 | 0 | 0 | 0 | 0 |
| Insurance Companies | | 2 | 224140 | 28 | 0 | 0 | 224142 | 2.8 | 224140 | 224142 | 142 | 2.8 | 0 | 2.8 | 0 | 0 | 0 | 2241428 | |
| Tata AIA Life Insurance Co Ltd-Whole Life Mid Cap Equity Fund-Ulif 009 04/01/07 Wle 110 | AAB CT37 84C | 1 | 106420 | 75 | 0 | 106427 | 1.33 | 106420 | 106427 | 427 | 1.33 | 0 | 1.33 | 0 | 0 | 0 | 0 | 1064275 | |
| Hdfc Life Insurance Company Limited | AAA CH87 55L | 1 | 11771 | 53 | 0 | 117715 | 1.47 | 117710 | 117715 | 715 | 1.47 | 0 | 1.47 | 0 | 0 | 0 | 0 | 1177153 | |
| Provident Funds/ Pension Funds | | 0 | 0 | 0 | 0 | 0 | 0 | 0 | 0 | 0 | 0 | 0 | 0 | 0 | 0 | 0 | 0 | 0 | |
| Any Other (specify) | | 0 | 0 | 0 | 0 | 0 | 0 | 0 | 0 | 0 | 0 | 0 | 0 | 0 | 0 | 0 | 0 | 0 | |
| Sub-Total (B)(1) | | 77 | 239500 | 516 | 0 | 239505 | 29.93 | 239500 | 239505 | 505 | 29.93 | 0 | 29.93 | 1784 | 7.45 | 242 | 0 | 23950516 | |
| Central Government/ State Government(s) / President of India | | 0 | 0 | 0 | 0 | 0 | 0 | 0 | 0 | 0 | 0 | 0 | 0 | 0 | 0 | 0 | 0 | 0 | |
| Sub-Total | | 0 | 0 | 0 | 0 | 0 | 0 | 0 | 0 | 0 | 0 | 0 | 0 | 0 | 0 | 0 | 0 | 0 | |



| | | | | | | | | | | | | | | | |
|---|----------------|-----------|---|---|----------|-------|-----------|-----|-------|---|-------|---|---|----------|----------|
| Clearing Members | 56 | 133280 | 0 | 0 | 133281 | 0.17 | 133280 | 133 | 0.17 | 0 | 0.17 | 0 | 0 | 0 | 133281 |
| Foreign Portfolio Investor (Category - III) | 2 | 13952049 | 0 | 0 | 13952049 | 17.43 | 13952049 | 139 | 17.43 | 0 | 17.43 | 0 | 0 | 13952049 | 13952049 |
| General Atlantic Singapore Kh Pte Ltd | AAH 1 CG26 17F | 137960898 | 0 | 0 | 13796898 | 17.24 | 137960898 | 137 | 17.24 | 0 | 17.24 | 0 | 0 | 13796898 | 13796898 |
| HUF | 1313 | 1600204 | 0 | 0 | 160024 | 0.2 | 160020 | 160 | 0.2 | 0 | 0.2 | 0 | 0 | 160024 | 160024 |
| LLP | 20 | 115090 | 0 | 0 | 11509 | 0.01 | 115090 | 115 | 0.01 | 0 | 0.01 | 0 | 0 | 11509 | 11509 |
| Non-Resident Indian (NRI) | 1370 | 224570 | 0 | 0 | 224571 | 0.28 | 224570 | 224 | 0.28 | 0 | 0.28 | 0 | 0 | 224571 | 224571 |
| Trusts | 2 | 331 | 0 | 0 | 331 | 0 | 331 | 331 | 0 | 0 | 0 | 0 | 0 | 331 | 331 |
| Sub-Total (B)(3) | 73577 | 24990967 | 0 | 0 | 24990967 | 31.23 | 24990967 | 249 | 31.23 | 0 | 31.23 | 0 | 0 | 24842442 | 24842442 |
| Total Public Shareholding (B)= (B)(1)+(B)(2)+(B)(3) | 73654 | 489410483 | 0 | 0 | 48941483 | 61.16 | 489410483 | 489 | 61.16 | 0 | 61.16 | 0 | 0 | 48792958 | 48792958 |



Table IV - Statement showing shareholding pattern of the Non Promoter- Non Public shareholder

| Category & Name of the Shareholders | PAN | No. of shares held | No. of fully paid up equity shares held (IV) | Partly paid-up equity shares held (V) | Nos. of shares underlying Depository Receipts (VI) | Total no. shares held (VII = IV+V+VI) | Shareholding % (As a % of (A+B+C2) (VIII)) | Number of Voting Rights held in each class of securities (IX) | | | Total as a % of Total Voting rights | No. of Shares Underlying Outstanding convertible securities (including Warrants) (X) | Total shareholding, as a percentage of diluted share capital (XI) | No. of Locked in shares (XII) | Number of Shares pledged or otherwise encumbered (XIII) | Number of equity shares held in dematerialized form (Not Applicable) (XIV) |
|--|--|--------------------|--|---------------------------------------|--|---------------------------------------|--|---|---------|-------|-------------------------------------|--|---|-------------------------------|---|--|
| | | | | | | | | Class X | Class Y | Total | | | | | | |
| | | | | | | | | | | | | | | | | |
| | | | | | | | | | | | | | | | | |
| 1 | Custodian/DR Holder | 0 | 0 | 0 | 0 | 0 | 0 | 0 | 0 | 0 | 0 | 0 | 0 | 0 | 0 | 0 |
| 2 | Employee Benefit Trust (under SEBI (Share based Employee Benefit) Regulations, 2014) | 0 | 0 | 0 | 0 | 0 | 0 | 0 | 0 | 0 | 0 | 0 | 0 | 0 | 0 | 0 |
| Total Non-Promoter-Non Public Shareholding (C) = (C)(1)+(C)(2) | | 0 | 0 | 0 | 0 | 0 | 0 | 0 | 0 | 0 | 0 | 0 | 0 | 0 | 0 | 0 |




Table V - Statement showing shareholding pattern of the Significant Beneficiary Owner (SBO)

| Name | PAN | Passport No. in case of a foreign national | Nationality | Details of holding/ exercise of right of the SBO in the reporting company, whether direct or indirect* | | | | Exercise of significant influence | Date of creation / acquisition of significant beneficial interest |
|------|-----|--|-------------|--|---------------|---|---------------------|-----------------------------------|---|
| | | | | Shares | Voting rights | Rights on distributable dividend or any other | Exercise of control | | |
| | | | | | | | | | |




Table II- Unclaim Details

| Details of Shares which remain unclaimed may be given here along with details such as number of shareholders, outstanding shares held in demat/unclaimed suspense account, voting rights which are frozen etc. | |
|--|------------------|
| No. of shareholders | No of share held |

Table III- Unclaim Details

| Details of Shares which remain unclaimed may be given here along with details such as number of shareholders, outstanding shares held in demat/unclaimed suspense account, voting rights which are frozen etc. | |
|--|------------------|
| No. of shareholders | No of share held |

Table III- Person in Concert

| Details of the shareholders acting as persons in Concert including their Shareholding | | | |
|---|-------------|--------------|-----------|
| Name of shareholder | Name of PAC | No. of share | Holding % |

Prakash Kumar

