

1. Name of Listed Entity: Krishna Institute of Medical Sciences Limited
2. Scrip Code/Name of Scrip/Class of Security: KIMS
3. Share Holding Pattern Filed under: 31b
1. Share Holding Pattern as on : 31-Dec-2021
2. Declaration: The Listed entity is required to submit the following declaration to the extent of submission of information:-

S. No.	Particulars	Yes/No	
1	Whether the Listed Entity has issued any partly paid up shares?	No	
2	Whether the Listed Entity has issued any Convertible Securities?	No	
3	Whether the Listed Entity has any shares against which depository receipts are issued?	No	
4	Whether the Listed Entity has any shares in locked-in?	Yes	Promoter and Promoter Group Public Group
5	Whether any shares held by promoters are pledge or otherwise encumbered?	Yes	Promoter and Promoter Group
6	Whether the Listed Entity has issued any differential Voting Rights?	No	
7	Whether the Listed Entity has issued any Warrants ?	No	
8	Whether the listed entity has any significant beneficial owner?	No	

Table I - Summary Statement holding of specified securities

Category (i)	Category of shareholder (ii)	Nos. of share holders (iii)	No. of fully paid up equity shares held (iv)		No. of Partly paid-up equity shares held (v)	No. of shares underlying Depository Receipts (vi)	Total nos. shares held (vii) = (iv)+(v)+(vi)	Shareholding as a % of total no. of shares (calculated as per SCRR, 1957) (viii)	Number of Voting Rights held in each class of securities (ix)			No. of Shares Underlying Outstanding convertible securities (including Warrants) (x)	Shareholding, as a % assuming full conversion of convertible securities (as a percentage of diluted share capital) (xi) = (vii)+(x)	Number of Locked in shares (xii)		Number of Shares pledged or otherwise encumbered (xiii)		Number of equity shares held in dematerialized form (xiv)	
			As a % of (A+B+C2) (viii)	No of Voting Rights Class s					Total as a % of (A+B+) (ix)	As a % of (A+B+C2) (viii)	No. (a)			As a % of total Share	No. (a)	As a % of total Share			
				Class s													Class s		Total as a % of (A+B+) (ix)




						eg: X	eg: Y	C)		(A+B+C2)		es held (b)		s held (b)	
A	Promoter & Promoter Group	10	3108630	0	0	31086304	31086304	31086304	31086304	31086304	31086304	31086304	418000	13.45	31086304
B	Public	74345	4894148	0	0	48941483	48941483	48941483	48941483	48941483	48941483	48941483	22946441	46.89	48788430
C	Non Promoter-Non Public	0	0	0	0	0	0	0	0	0	0	0	0	0	0
C1	Shares underlying DRS	0	0	0	0	0	0	0	0	0	0	0	0	0	0
C2	Shares held by Employee Trusts	0	0	0	0	0	0	0	0	0	0	0	0	0	0
	Total	74355	8002778	0	0	80027787	80027787	80027787	80027787	80027787	80027787	80027787	54032000	67.52418	79874734

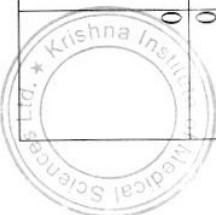


Table II - Statement showing shareholding pattern of the Promoter and Promoter Group

Category & Name of the Shareholders	PAN	No. of shares held	No. of fully paid up equity shares held	Partly paid-up equity shares held	Nos. of shares underlying Depository Receipts	Total nos. shares held (VII= IV+V+VI)	Shareholding % calculated as per SCRR, 1957	Number of Voting Rights held in each class of securities (IX)				No. of Shares Underlying Outstanding convertible securities (including Warrants) (X)	Shareholding % as assuming full conversion of convertible securities (XI) = (VII)+(X) as a % of A+B+C2	Number of Locked in shares (XII)	Number of Shares pledged or otherwise encumbered (XIII)	Number of equity shares held in dematerialized form (XIV)	
								Class X	Class Y	Total Voting rights	Total as a % of Total Voting rights						
Indian		0	0	0	0	0	0	0	0	0	0	0	0	0	0	0	
Individuals/Hindu undivided Family		9	262450	0	0	262456	32.8	262450	262	32.8	0	32.8	0	262456	418000	15.93	26245642
Bhakara Rao Bollineni	ADA PB61 70F	1	210190	0	0	210199	26.27	210190	210	26.27	0	26.27	0	210199	193000	9.18	21019929
Bollineni Seenaiah Naidu	ADA PB61 73G	1	341860	0	0	341861	4.27	341860	341	4.27	0	4.27	0	341861	225000	65.82	3418618
Rajyasri Bollineni	AFKP1 B754 8F	1	137400	0	0	137400	1.72	137400	137	1.72	0	1.72	0	137400	0	0	1374003
B Krishnaiah	ACV PB84 94N	1	173940	0	0	173944	0.22	173940	173	0.22	0	0.22	0	173944	0	0	173944
Bollineni Aishwarya	ASCP1 B389 0M	1	161490	0	0	161490	0.2	161490	161	0.2	0	0.2	0	161490	0	0	161490
Abhinay Bollineni	APRP1 B068 8P	1	472990	0	0	472990	0.06	472990	472	0.06	0	0.06	0	472990	0	0	472990




	Sujatha Bollineni	ADK PB35 51A	1	34386	0	0	34386	0.04	34386	0	343	0.04	0	0.04	3438	100	0	0	34386
	Adwik Bollineni	BFIP B104 7Q	1	8128	0	0	8128	0.01	8128	0	812	0.01	0	0.01	8128	100	0	0	8128
	Sweata Raavi	BXD PR10 72C	1	7845	0	0	7845	0.01	7845	0	784	0.01	0	0.01	7845	100	0	0	7845
b	Central Government/ State Government(s)		0	0	0	0	0	0	0	0	0	0	0	0	0	0	0	0	0
c	Financial Institutions/ Banks		0	0	0	0	0	0	0	0	0	0	0	0	0	0	0	0	0
d	Any Other (specify)		1	48406	0	0	48406	6.05	48406	0	484	6.05	0	6.05	4840	100	0	0	4840662
	Bodies Corporate		1	48406	0	0	48406	6.05	48406	0	484	6.05	0	6.05	4840	100	0	0	4840662
	Bollineni Ramanaiyah Memorial Hospitals Pvt Ltd	AAB CB50 99A	1	48406	0	0	48406	6.05	48406	0	484	6.05	0	6.05	4840	100	0	0	4840662
	Sub-Total (A)(1)		10	31086	0	0	31086	38.84	31086	0	310	38.84	0	38.84	3108	100	418	13.45	31086304
2	Foreign Individuals		0	0	0	0	0	0	0	0	0	0	0	0	0	0	0	0	0
a	(Non-Resident Individuals/ Foreign		0	0	0	0	0	0	0	0	0	0	0	0	0	0	0	0	0



Fund Trustee Limited A/C Axis Mutual Fund A/C Axis Small Cap Fund	TA59 25A	70			0	70	777 0							
Itpl - Invesco India Dynamic Equity Fund	AAA TL53 51M	152350 52	0	152355 2	1.9	152350 52	152 355 2	1.9	0	1.9	0	0	0	1523552
Pgim India Trustees Private Limited A/C Pgim India Flexi Cap Fund	AAB TP75 48P	942970 2	0	942972	1.18	942970 2	942 972	1.18	0	1.18	0	0	0	942972
Venture Capital Funds		0	0	0	0	0	0	0	0	0	0	0	0	0
Alternate Investment Funds	5	201520 18	0	201521 8	2.52	201520 18	201 521 8	2.52	0	2.52	0	1784 242 4	88.5	2015218
India Advantage Fund S4 I	AAB T1220 5E	178420 42	0	178424 2	2.23	178420 42	178 424 2	2.23	0	2.23	0	1784 242	100	1784242
Foreign Venture Capital Investors		0	0	0	0	0	0	0	0	0	0	0	0	0
Foreign Portfolio Investors		38 675600 16	0	675601 6	8.44	675600 16	675 601 6	8.44	0	8.44	0	0	0	6756016
Polar Capital Funds Plc - Healthcare Opportunities Fund	AAE CP49 18P	149720 96	0	149729 6	1.87	149720 96	149 729 6	1.87	0	1.87	0	0	0	1497296



	Government Pension Fund Global	AAC CN14 54E	1	128900	36	0	128903	1.61	128900	36	128	1.61	0	1.61	0	0	1289036
	Nomura India Investment Fund Mother Fund	AAA AN32 40L	1	108580	20	0	108582	1.36	108580	20	108	1.36	0	1.36	0	0	1085820
f	Financial Institutions/ Banks		0	0	0	0	0	0	0	0	0	0	0	0	0	0	0
g	Insurance Companies		4	206620	28	0	206622	2.58	206620	28	206	2.58	0	2.58	0	0	2066228
	Tata AIA Life Insurance Co Ltd-Whole Life Mid Cap Equity Fund-Ulif 009 04/01/07 Wle 110	AAB CT37 84C	1	101960	91	0	101969	1.27	101960	91	101	1.27	0	1.27	0	0	1019691
	Hdfc Life Insurance Company Limited	AAA CH87 55L	1	101940	91	0	101949	1.27	101940	91	101	1.27	0	1.27	0	0	1019491
h	Provident Funds/ Pension Funds		0	0	0	0	0	0	0	0	0	0	0	0	0	0	0
i	Any Other (specify)		0	0	0	0	0	0	0	0	0	0	0	0	0	0	0
	Sub-Total (B)(1)		60	234580	150	0	234581	29.31	234580	150	234	29.31	0	29.31	1784	7.61	23458150
2	Central Government/ State		0	0	0	0	0	0	0	0	0	0	0	0	0	0	0



[illegible]

(specify)			743			43		743		747					1850	5			
Bodies Corporate		175	2997905	0	0	2997950.37	5	2997905	795	2990.37	0	0.37	0	0	0	0			299795
Clearing Members		82	675560	0	0	675560.08	56	675560	56	6750.08	0	0.08	0	0	0	0			67556
Foreign Portfolio Investor (Category - III)		2	13952049	0	0	13952017.43	49	13952049	520	13917.43	0	17.43	0	0	13952049	100			13952049
General Atlantic Singapore Kh Pte Ltd	AAH 1 CG26 17F		137960898	0	0	13796817.24	98	137960898	968	13717.24	0	17.24	0	0	13796898	100			13796898
HUF		1356	1655104	0	0	1655140.21	4	1655104	514	1650.21	0	0.21	0	0	968458.5	1			165514
LLP		21	793560	0	0	793560.1	56	793560	793	7930.1	0	0.1	0	0	0	0			79356
Non-Resident Indian (NRI)		1179	2102407	0	0	2102470.26	247	2102407	210	2100.26	0	0.26	0	0	112953.7	52			210247
Trusts		2	2260	0	0	2260	33	2260	226	2260	0	0	0	0	0	0			226
Sub-Total (B)(3)		74285	254830333	0	0	2548331.84	33	254830333	833	25431.84	0	31.84	0	0	211683.0	2199			25330280
Total Public Shareholding (B)= (B)(1)+(B)(2)+(B)(3)		74345	489410483	0	0	48941461.16	83	489410483	414	48961.16	0	61.16	0	0	229446.8	6441			48788430




Table IV - Statement showing shareholding pattern of the Non Promoter- Non Public shareholder

Category & Name of the Shareholders	PAN	No. of share holder	No. of fully paid up equity shares held (IV)	Partly paid-up equity shares held (V)	Nos. of shares underlying Depository Receipts (VI)	Total no. shares held (VII) = (IV)+(V)+(VI)	Shareholding % calculated as per SCRR, 1957 As a % of (A+B+C2) (VIII)	Number of Voting Rights held in each class of securities (IX)			Total as a % of Total Voting rights (X)	No. of Shares Underlying Outstanding convertible securities (including Warrants) (X)	Total shareholding, as a % of convertible securities (as a percentage of diluted share capital) (XI)	No. of Locked in shares (XII)	No. of Shares pledged or otherwise encumbered (XIII)	Number of equity shares held in dematerialized form (XIV) (Not Applicable)
								Class X	Class Y	Total						
1 Custodian/DR Holder		0	0	0	0	0	0	0	0	0	0	0	0	0	0	0
2 Employee Benefit Trust (under SEBI (Share based Employee Benefit) Regulations, 2014)		0	0	0	0	0	0	0	0	0	0	0	0	0	0	0
Total Non-Promoter-Non Public Shareholding (C)= (C)(1)+(C)(2)		0	0	0	0	0	0	0	0	0	0	0	0	0	0	0

Table V - Statement showing shareholding pattern of the Significant Beneficiary Owner (SBO)

Name	PAN	Passport No. in case of a foreign national	Nationality	Details of holding/ exercise of right of the SBO in the reporting company, whether direct or indirect*					Date of creation / acquisition of significant beneficial interest
				Shares	Voting rights	Rights on distributable dividend or any other	Exercise of control	Exercise of significant influence	



Table II- Unclaim Details

Details of Shares which remain unclaimed may be given here along with details such as number of shareholders, outstanding shares held in demat/unclaimed suspense account, voting rights which are frozen etc.	
No. of shareholders	No of share held

Table III- Unclaim Details

Details of Shares which remain unclaimed may be given here along with details such as number of shareholders, outstanding shares held in demat/unclaimed suspense account, voting rights which are frozen etc.	
No. of shareholders	No of share held

Table III- Person in Concert

Details of the shareholders acting as persons in Concert including their Shareholding			
Name of shareholder	Name of PAC	No. of share	Holding %

M. S. Shrivastava

